



**NATIONAL PLASTIC INDUSTRIES LIMITED**



**31<sup>st</sup> ANNUAL REPORT**  
**2017-18**

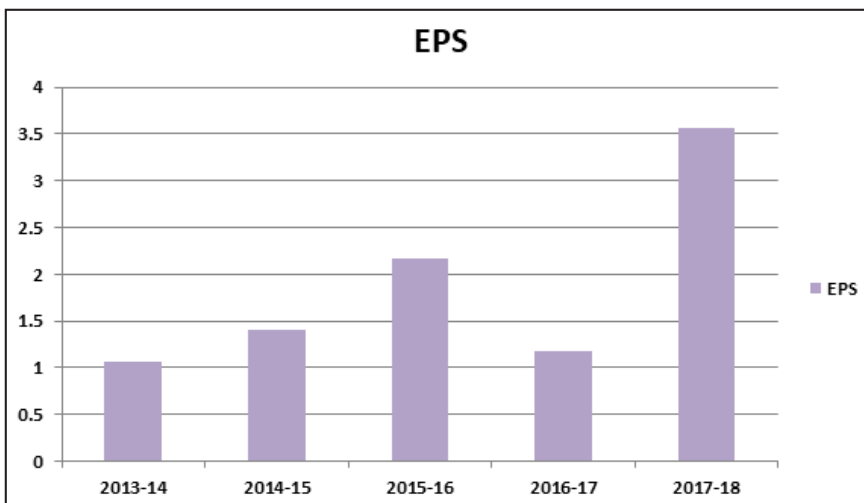
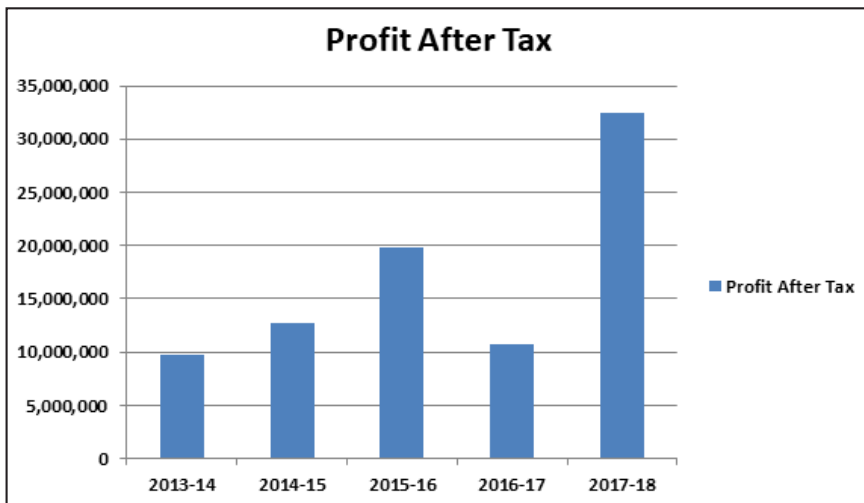
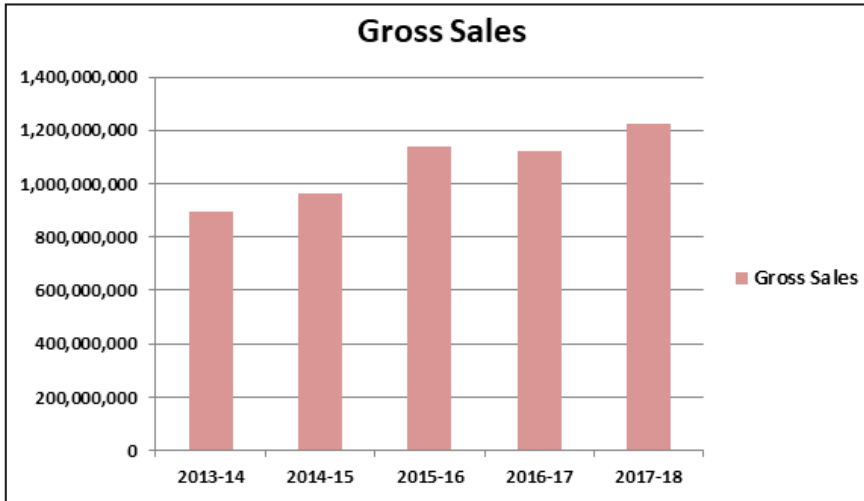
# GEOGRAPHICAL PRESENCE OF NATIONAL PLASTIC INDUSTRIES LIMITED IN INDIA



NATIONAL PLASTIC INDUSTRIES LIMITED

FINANCIALS OF THE COMPANY AT A GLANCE					
Particulars	2013-14	2014-15	2015-16	2016-17	*2017-18
<b>OPERATING RESULTS</b>					
Sales (Gross)	893,744,625	963,888,823	1,140,764,407	1,121,777,081	1,224,986,541
Profit before Interest, Depreciation and Tax	84,600,094	77,427,764	102,210,635	77,670,702	102,430,288
Interest	45,968,724	40,654,443	39,390,234	27,011,392	34,791,400
Depreciation	23,084,946	17,935,744	17,891,263	21,183,261	25,312,912
<b>Profit before Tax(Loss)</b>	<b>15,546,424</b>	<b>18,837,577</b>	<b>44,929,138</b>	<b>29,476,049</b>	<b>42,325,977</b>
<b>Profit after Tax (Loss)</b>	<b>9,728,837</b>	<b>12,777,576</b>	<b>19,770,279</b>	<b>10,669,690</b>	<b>32,522,131</b>
Dividend (%)	10.00	10.00	10.00	10.00	10.00
Equity Capital	91,296,000	91,296,000	91,296,000	91,296,000	91,296,000
Reserves & Surplus	143,363,367	138,828,938	147,485,842	147,292,589	166,786,685
<b>Net worth</b>	<b>234,659,367</b>	<b>230,124,938</b>	<b>238,781,842</b>	<b>238,588,589</b>	<b>258,082,685</b>
<b>Borrowings</b>					
Long Term	144,086,344	100,427,749	102,297,672	139,704,160	129,138,585
Short Term - Bank	170,307,180	238,549,129	231,829,332	238,069,019	269,803,945
Short Term – Others	-	-	-	-	-
<b>Total Borrowings</b>	<b>314,393,524</b>	<b>338,976,878</b>	<b>334,127,004</b>	<b>377,773,179</b>	<b>398,942,529</b>
Gross Block	545,103,751	558,747,602	592,514,639	662,490,752	707,424,260
Less : Depreciation	297,692,016	324,393,641	330,617,565	348,879,279	374,311,155
<b>Net Block</b>	<b>247,411,735</b>	<b>234,353,961</b>	<b>261,897,074</b>	<b>313,611,473</b>	<b>333,113,105</b>
Capital Work-in-progress	62,275	490,425	1,062,275	1,514,224	3,033,593
Investment	61,000	61,000	61,000	61,000	61,000
Current Assets, Loans and Advances	449,514,029	444,506,253	463,379,835	465,233,523	486,131,261
Less : Current Liabilities	360,182,330	389,888,559	416,179,747	427,394,136	422,151,658
Net Working Capital	89,331,699	54,617,694	47,200,088	37,839,387	63,979,604
<b>Book Value Per Share</b>	<b>25.70</b>	<b>25.21</b>	<b>26.15</b>	<b>26.13</b>	<b>28.27</b>
<b>EPS (Basic &amp; Diluted)</b>	<b>1.07</b>	<b>1.40</b>	<b>2.17</b>	<b>1.17</b>	<b>3.56</b>

\*Figures in 2017-18 are as per Indian Accounting Standards.



## LETTER FROM MANAGING DIRECTOR

**Dear Stakeholders,**

It gives me immense pleasure to present the 31<sup>st</sup> Annual Report of your company with another year reciting our journey going stronger and larger with each passing day.

The company aspires to be India's leading manufacturer providing an array of products under the homeware products including but not limited to furniture, housewares and Mattz. The "National" as a brand has developed a niche in the industry with support of stakeholders in so many years and is one of its kinds providing homeware products in price friendly range.

The company strongly believes in generating wealth for its clients and stakeholders, thus providing wealth for itself and its valued stakeholders. The drive is to be the most preferred brand in the homeware product industry as well as in the plastic mats flooring.

I express my gratitude to my fellow Board members for providing their valued suggestions. I commend my team as everyone at "National" has contributed to the company's growth and their commitment and sheer hard work is indeed an inspiration.

As we move forward, the caprices of the uncertain environment would continue to confront the business. The company is poised of navigating such uncertainties and would continue to perform well with a motive to work in the direction of wealth maximization of its valued stakeholders.

**With best wishes**

**Thanking you**

**Paresh V. Parekh**  
**Managing Director**  
**DIN: 00432673**

## CONTENTS

<b>CORPORATE OVERVIEW</b>	Financial Highlights	1		
	Corporate Information	5		
			<b>STATUTORY REPORTS</b>	
			Notice	6
			Director's Reports & Annexures	19
			Management Discussion & Analysis	48
<b>FINANCIAL STATEMENTS</b>	Independent Auditor's Report	52		
	Balance Sheet	58		
	Statement of Profit & Loss	59		
	Cash Flow Statement	60		
	Notes Forming part of Account	61		
	Significant Accounting policies	83		
			<b>OTHERS</b>	
			Attendance Slip	97
			Proxy Form	99
			E- Registration Form	101
			Route map to the Venue Last (Cover) page	

**CORPORATE INFORMATION**

CIN: L25200MH1987PLC044707

Sr. No.	Name	Designation	DIN
1.	Mr. Paresh V. Parekh	Managing Director	00432673
2.	Mr. Ketan V. Parekh	Joint Managing Director	00432734
3.	Mr. Harsh Parekh	Whole-Time Director	06854020
4.	Mrs. Neeta Parekh	Non-Executive Director	00811690
5.	Mr. Dilip Thaker	Independent Director	00260231
6.	Mrs. Jyoti Palekar	Woman Independent Director	03043009

**Chief Financial Officer**

Mr. Harsh Parekh (upto May 13, 2017)  
Mr. Umesh L. Shenoy (w.e.f. May 14, 2017)

**Company Secretary**

Ms. Swati Zawar (Resigned on April 10, 2018)  
Ms. Malvika Sharma (w.e.f May 29, 2018)

**Registrar & Transfer Agent**

Sharex Dynamic (India) Pvt. Ltd.,  
Unit No. 1, Luthra Industrial Premises,  
Safed Pool, Andheri Kurla Road,  
Andheri (East), Mumbai - 400 072  
**Tel No.:** 022 – 2851 5606/2851 5644

**Fax:** 022 – 2851 2855

**Email Id:** sharexindia@vsnl.com

**Website:** www.sharexindia.com

**Statutory Auditor**

M/s. R.S. Prabhu & Associates, Chartered  
Accountants

**Internal Auditor**

M/s. Parekh Sharma & Associates, Chartered  
Accountants

**Secretarial Auditor**

M/s. Jayshree A. Lalpuria & Co., Practicing  
Company Secretary

**Registered Office**

Office No. 213, 214 & 215, 2<sup>nd</sup> Floor,  
Hub town Solaris, N.S Phadke Marg,  
Andheri (East), Mumbai – 400 069.

**Tel. No.:** 022-67669999

**Fax No.:** 022-67669998

**Bankers**

Corporation Bank  
Yes Bank  
Kotak Bank  
HDFC Bank

**Investor Queries**

investor@nationalplastic.com

**Stock Exchange**

BSE Limited

**Website**

www.nationalplastic.com

**As a Measure of Economy, copies of Annual Report will not be distributed at the Annual General Meeting. Shareholders are requested to kindly bring copies of their Annual Report to the Meeting.**

## NOTICE

Notice is hereby given that the thirty first Annual General Meeting of the Members of National Plastic Industries Limited (CIN:L25200MH1987PLC044707), will be held on Wednesday, September 19, 2018 at 4.00 p.m. at Hotel Suba Galaxy, N. S. Phadke Road, Off. Western Express Highway, Andheri (East), Mumbai - 400 069 to transact the following business:

### ORDINARY BUSINESS

1. To receive, consider and adopt the audited financial statements of the Company for the year ended March 31, 2018 the reports of the Board of Directors and Auditors thereon.
2. To declare dividend on Equity Shares for the Financial Year 2017-2018.
3. To appoint a Director in place of Ms. Neeta K. Parekh (DIN: 00811690), who retires by rotation and being eligible, offers herself for re-appointment.

“**RESOLVED THAT** pursuant to the provisions of Section 152 of the Companies Act, 2013, Ms. Neeta K. Parekh (DIN: 00811690) Director of the Company who retires by rotation at this meeting and being eligible has offered herself for re-appointment, be and is hereby re-appointed as a Director of the Company, liable to retire by rotation.”

### SPECIAL BUSINESS

4. To re-appoint Mr. Paresh V. Parekh as Managing Director and in this regard, to pass, the following resolution as an **Ordinary Resolution**:

“**RESOLVED THAT** in accordance with the provisions of Sections 196, 197 and 203 read with Schedule V and other applicable provisions of the Companies Act, 2013 and the Companies (Appointment and Remuneration of Managerial Personnel) Rules, 2014 (including any statutory modification(s) or re-enactment(s) thereof, for the time being in force), approval of the members be and is hereby accorded to re-appoint Mr. Paresh V. Parekh (DIN: 00432673) as a Managing Director, for a further period of 3 (three) years with effect from February 13, 2018 on the terms and conditions including remuneration as set out in the Statement annexed to the Notice convening this meeting, with liberty to the Board of Directors (hereinafter referred to as “the Board” which term shall include the Nomination and Remuneration Committee of the Board) to alter and vary the terms and conditions of the said re-appointment and / or remuneration as it may deem fit subject to the same not exceeding the limits specified under schedule V of the Companies Act, 2013 or any Statutory modification and reenactment thereof.

**RESOLVED FURTHER THAT** the Board be and is hereby authorized to do all acts and take all such steps as may be necessary, proper or expedient to give effect to this resolution.”

5. To re-appoint Mr. Ketan V. Parekh as Joint Managing Director and in this regard, to pass, the following resolution as an **Ordinary Resolution**:

“**RESOLVED THAT** in accordance with the provisions of Sections 196, 197 and 203 read with Schedule V and other applicable provisions of the Companies Act, 2013 and the Companies (Appointment and Remuneration of Managerial Personnel) Rules, 2014 (including any statutory modification(s) or re-enactment(s) thereof, for the time being in force), approval of the members be and is hereby accorded to re-appoint Mr. Ketan V. Parekh (DIN: 00432734) as a Joint Managing Director, for a further period of 3 (three) years, with effect from February 13, 2018 on the terms and conditions including remuneration as set out in the Statement annexed to the Notice convening this meeting, with liberty to the Board of Directors (hereinafter referred to as “the Board” which term



shall include the Nomination and Remuneration Committee of the Board) to alter and vary the terms and conditions of the said re-appointment and / or remuneration as it may deem fit subject to the same not exceeding the limits specified under schedule V of the Companies Act, 2013 or any Statutory modification and reenactment thereof .

**RESOLVED FURTHER THAT** the Board be and is hereby authorized to do all acts and take all such steps as may be necessary, proper or expedient to give effect to this resolution.”

6. To consider and if thought fit, to pass, the following Resolution as an **Ordinary Resolution**:

“**RESOLVED THAT** pursuant to the provisions of Section 148 and other applicable provisions of the Companies Act, 2013 read with the Rules made thereunder (including any statutory modification(s) or re-enactment thereof for the time being in force), M/s. N. Ritesh & Associates, Cost Accountants (Firm Registration No. R100675) appointed by the Board of Directors as Cost Auditors of the Company to conduct audit of cost records of the Company for the financial year 2018-2019 at remuneration of ₹75,000/- (Rupees Seventy Five Thousand only) plus taxes and reimbursement of out of pocket expenses at actual, be and is hereby ratified and confirmed.”

7. To consider and if thought fit, to pass, the following resolution as an **Ordinary Resolution**:

“**RESOLVED THAT** pursuant to the provisions of Sections 149, 150 and 152 read with Schedule IV and other applicable provisions, if any, of the Companies Act, 2013 (“the Act”) and the Companies (Appointment and Qualification of Directors) Rules, 2014 and the applicable provisions of the Securities and Exchange Board of India (Listing Obligations and Disclosure Requirements) Regulations, 2015 (including any statutory modification(s) or re-enactment(s) thereof, for the time being in force), Mr. Rajeev Rajan S. Kapur (DIN: 00338947), who qualifies for being appointed as an Independent Director be and is hereby appointed as an Independent Director of the Company and to hold office for a term of 5 (five) consecutive years, years with effect from the date of this Annual General Meeting of the Company and whose term of office shall not be liable to retirement by rotation.”

**On behalf of the Board of Directors  
For National Plastic Industries Limited**

**Date: August 03, 2018  
Place: Mumbai**

**Sd/-  
Malvika Sharma  
Company Secretary**

## NOTES

1. The Explanatory Statement pursuant to the provisions of Section 102 of the Companies Act, 2013 in respect of the business at item no. 4 to 7 above is annexed hereto and forms as a part of the notice.
2. The relevant details as required under Regulation 36(3) of SEBI (Listing Obligations and Disclosure Requirements) Regulations, 2015, of the person seeking re-appointment and appointment as Director under Item No. 3,4,5 and 7 of the Notice is also annexed.

3. **A MEMBER ENTITLED TO ATTEND AND VOTE AT THE MEETING IS ENTITLED TO APPOINT A PROXY TO ATTEND AND VOTE INSTEAD OF HIMSELF AND THE PROXY NEED NOT BE A MEMBER OF THE COMPANY. THE INSTRUMENT APPOINTING A PROXY, TO BE EFFECTIVE, MUST BE DULY FILLED, STAMPED AND SIGNED AND MUST BE DEPOSITED AT THE REGISTERED OFFICE OF THE COMPANY NOT LESS THAN 48 HOURS BEFORE THE COMMENCEMENT OF THE MEETING.**

**A person can act as a proxy on behalf of members not exceeding fifty (50) and holding in the aggregate not more than ten percent (10%) of the total share capital of the Company carrying voting rights. Further, a member holding more than ten percent (10%) of the total share capital of the Company carrying voting rights may appoint a single person as proxy and such person shall not act as proxy for any other person or shareholder.**

4. Corporate Members intending to send their authorized representatives to attend the meeting are requested to send a certified copy of the Board Resolution authorizing their representative to attend and vote on their behalf at the meeting.
5. During the period beginning 24 hours before the time fixed for the commencement of the meeting and ending with the conclusion of the meeting, a member would be entitled to inspect the proxies lodged at any time during the business hours of the Company, provided that not less than three days of notice in writing is given to the Company.
6. The Annual Report will also be available on the website of the Company at [www.nationalplastic.com](http://www.nationalplastic.com) in the Investors section.
7. The Register of Members and the Share Transfer Books shall remain closed from Thursday, September 13, 2018 to Wednesday, September 19, 2018 (both days inclusive), for the purpose of payment of Dividend and Annual General Meeting (AGM) of the Company.
8. Subject to the provisions of the Companies Act, 2013 ('the Act'), dividend as recommended by the Board of Directors for the year ended March 31, 2018, if declared at the AGM, will be paid within a period of 30 days from the date of declaration, to those members whose names appear on the Register of Members as on September 12, 2018. The final dividend is Re. 1/- per equity share.
9. All the Members are requested to:
  - i. bring their copies of the Annual Report and the duly filled in Attendance Slip for attending the Annual General Meeting.
  - ii. send their queries with respect to the accounts and operations of the Company at least 10 days in advance so that the required information can be made available at the meeting.
  - iii. address all the correspondence relating to dividends, transfer and transmission of shares, change in their registered address, to the Company's Registrar and Transfer Agents, **Sharex Dynamic (India) Pvt. Ltd.**, Unit 1, Luthra Industrial Premises, Safed Pool, Andheri Kurla Road, Andheri (East), Mumbai - 400072.

Members holding shares in the electronic form are advised to inform change in address and updates of bank account details directly to their respective depository participant(s). We urge the members to utilize the Electronic Clearing System (ECS) for receiving dividends.

- iv. quote their Folio No. / DP ID and Client ID No. in all their correspondence with the Registrar and Share Transfer Agents.
- v. intimate Registrar and Share Transfer Agents M/s. Sharex Dynamic (India) Pvt. Ltd. for consolidation of their folios, in case they are having more than one folio.

- vi. note that no gifts/coupons shall be distributed at the Annual General Meeting.
- 10. The Notice of AGM, Annual Report and Attendance Slip are being sent in electronic mode as a link to all the Members whose email address is registered with the Company or the Depository Participant(s), unless any Member has requested for the hard copy of the same. For members who have not registered their email address, physical copies of the Notice of AGM, Annual Report and Attendance Slip are being sent in the permitted mode.
- 11. The route map showing directions to reach the venue of the AGM is set out in the Report.
- 12. In case of Joint holders attending the meeting, only such joint holder whose name is higher in the order of names will be entitled to vote.
- 13. **VOTING THROUGH ELECTRONIC MEANS:**
  - I. Pursuant to the provisions of Section 108 of the Companies Act, 2013 read with Rule 20 of the Companies (Management and Administration) Amendment Rules, 2015 and the Regulation 44(1) of the Securities and Exchange Board of India (Listing Obligations and Disclosure Requirements) Regulations, 2015, the Company is pleased to provide members facility to exercise their right to vote at the AGM by electronic means through remote e-voting platform provided by Central Depository Services (India) Limited [CDSL]. The facility for voting, through ballot paper, will also be made available at the AGM and the members attending the AGM who have not already cast their votes by remote e-voting shall be able to exercise their right at the AGM through ballot paper
  - II. The members who have cast their vote by remote e-voting prior to the AGM may also attend the AGM but shall not be entitled to cast their vote again.
  - III. The remote e-voting period commences on September 16, 2018 (9:00AM) and ends on September 18, 2018 (5:00 PM). During this period members of the Company, holding shares either in physical form or in dematerialized form, as on the cut-off date of September 12, 2018, may cast their vote by remote e-voting. The remote e-voting module shall be disabled by CDSL for voting thereafter. Once the vote on a resolution is cast by the member, the member shall not be allowed to change it subsequently.
  - IV. The process and manner for remote e-voting are as under:
    - a. The shareholders should log on to the e-voting website [www.evotingindia.com](http://www.evotingindia.com).
    - b. Click on Shareholders / Member.
    - c. Now Enter your User ID
      - For CDSL: 16 digits beneficiary ID,
      - For NSDL: 8 Character DP ID followed by 8 Digits Client ID,
      - Members holding shares in Physical Form should enter Folio Number registered with the Company.
    - d. Next enter the Image Verification as displayed and Click on Login.
    - e. If you are holding shares in demat form and had logged on to [www.evotingindia.com](http://www.evotingindia.com) and voted on an earlier voting of any company, then your existing password is to be used.
    - f. If you are a first time user follow the steps given below:

	<b>For Members holding shares in Demat Form and Physical Form</b>
PAN	<p>Enter your 10 digit alpha-numeric PAN issued by Income Tax Department (Applicable for both demat shareholders as well as physical shareholders)</p> <ul style="list-style-type: none"> <li>Members who have not updated their PAN with the Company/ Depository Participant are requested to use the first two letters of their name and the 8 digits of the sequence number in the PAN Field.</li> <li>In case the sequence number is less than 8 digits enter the applicable number of 0's before the number after the first two characters of the name in CAPITAL letters.</li> </ul> <p>For example: If your name is Ramesh Kumar with sequence number 1 then enter RA00000001 in the PAN Field.</p>
Dividend Bank Details <b>OR</b> Date of Birth (DOB)	<p>Enter the Dividend Bank Details or Date of Birth (in dd/mm/yyyy format) as recorded in your demat account or in the company records in order to login.</p> <ul style="list-style-type: none"> <li>If both the details are not recorded with the depository or company please enter the member id / folio number in the Dividend Bank details field as mentioned in instruction (c).</li> </ul>

- g. After entering these details appropriately, click on "SUBMIT" tab.
- h. Members holding shares in physical form will then directly reach the Company selection screen. However, members holding shares in demat form will now reach 'Password Creation' menu wherein they are required to mandatorily enter their login password in the new password field. Kindly note that this password is to be also used by the demat holders for voting for resolutions of any other company on which they are eligible to vote, provided that company opts for e-voting through CDSL platform. It is strongly recommended not to share your password with any other person and take utmost care to keep your password confidential.
- i. For Members holding shares in physical form, the details can be used only for e-voting on the resolutions contained in this Notice.
- j. Click on the EVSN of National Plastic Industries Limited on which you choose to vote.
- k. On the voting page, you will see "RESOLUTION DESCRIPTION" and against the same the option "YES/NO" for voting. Select the option YES or NO as desired. The option YES implies that you assent to the Resolution and option NO implies that you dissent to the Resolution.
- l. Click on the "RESOLUTIONS FILE LINK" if you wish to view the entire Resolution details.
- m. After selecting the resolution you have decided to vote on, click on "SUBMIT". A confirmation box will be displayed. If you wish to confirm your vote, click on "OK", else to change your vote, click on "CANCEL" and accordingly modify your vote.
- n. Once you "CONFIRM" your vote on the resolution, you will not be allowed to modify your vote.
- o. You can also take a print of the votes cast by clicking on "Click here to print" option on the Voting page.
- p. If a demat account holder has forgotten the login password then Enter the User ID and the image verification code and click on Forgot Password & enter the details as prompted by the system.

- q. Shareholders can also cast their vote using CDSL's mobile app m-Voting available for android based mobiles. The m-Voting app can be downloaded from Google Play Store. Apple & Windows phone user can download the app from the App Store and Windows Phone Store respectively. Please follow the instructions as prompted by the mobile app while voting on your mobile.
- r. **NOTE FOR NON – INDIVIDUAL SHAREHOLDERS AND CUSTODIANS**
- Non-Individual shareholders (i.e. other than Individuals, HUF, NRI etc.) and Custodian are required to log on to [www.evotingindia.com](http://www.evotingindia.com) and register themselves as Corporate.
  - A scanned copy of the Registration Form bearing the stamp and sign of the entity should be emailed to [helpdesk.evoting@cdslindia.com](mailto:helpdesk.evoting@cdslindia.com).
  - After receiving the login details a Compliance User should be created using the admin login and password. The Compliance User would be able to link the account(s) for which they wish to vote on.
  - The list of accounts linked in the login should be mailed to [helpdesk.evoting@cdslindia.com](mailto:helpdesk.evoting@cdslindia.com) and on approval of the accounts they would be able to cast their vote.
  - A scanned copy of the Board Resolution and Power of Attorney (POA) which they have issued in favour of the Custodian, if any, should be uploaded in PDF format in the system for the scrutinizer to verify the same.
- V. In case you have any queries or issues regarding e-voting, you may refer the Frequently Asked Questions ("FAQs") and e-voting manual available at [www.evotingindia.com](http://www.evotingindia.com), under help section or write an email to [helpdesk.evoting@cdslindia.com](mailto:helpdesk.evoting@cdslindia.com).
- VI. A member may participate in the AGM even after exercising his right to vote through remote e-voting but shall not be allowed to vote again at the AGM.
- VII. A person, whose name is recorded in the register of members or in the register of beneficial owners maintained by the depositories as on the cut-off date only shall be entitled to avail the facility of remote e-voting or voting at the AGM through ballot paper.
- VIII. Mrs. Jayshree A. Lalpuria, Practicing Company Secretary (Membership No. 17629) of Jayshree A. Lalpuria & Co. has been appointed as the Scrutinizer for providing facility to the members of the Company to scrutinize the voting and remote e-voting process in a fair and transparent manner.
- IX. The Chairman shall, at the AGM, at the end of discussion on the resolutions on which voting is to be held, allow voting with the assistance of scrutinizer, by use of "Ballot Paper" for all those members who are present at the AGM but have not cast their votes by availing the remote e-voting facility.
- X. The Scrutinizer shall after the conclusion of voting at the general meeting, will first count the votes cast at the meeting and thereafter, unblock the votes cast through remote e-voting in the presence of at least two witnesses not in the employment of the Company and shall make, not later than three days of the conclusion of the AGM, a consolidated scrutinizer's report of the total votes cast in favour or against, if any, to the Chairman or a person authorized by him in writing, who shall countersign the same and declare the result of the voting forthwith.
- XI. The Results declared alongwith the report of the Scrutinizer shall be placed on the website of the Company [www.nationalplastic.com](http://www.nationalplastic.com) and on the website of CDSL immediately after the declaration of result by the Chairman or a person authorized by him in writing. The results shall also be immediately forwarded to the BSE Limited, Mumbai.
- XII. The voting rights of members shall be in proportion to their shares of the paid-up equity share capital of the company as on the cut-off date i.e September 12, 2018.
- XIII. Any person, who acquires shares of the Company and become member of the Company after dispatch of the notice and holding shares as of the cut-off date i.e. September 12, 2018, may obtain the login ID and password by sending a request [investor@nationalplastic.com](mailto:investor@nationalplastic.com).

14. For transfer of shares held in Physical mode the transferee should submit along with the transfer documents copy of PAN Card for registration of transfer request.
15. The Securities and Exchange Board of India (SEBI) and Reserve Bank of India (RBI) have advised all listed companies to mandatorily use the Electronic Clearing Services (ECS) mandate facility wherever possible for payment of dividend to the Members. In view of this stipulation, the Company has implemented the ECS facility. Members holding shares in physical form are requested to provide the Company with ECS details for crediting the future dividend payment directly to their respective bank accounts. The Company shall be able to co-ordinate with the bankers only on receipt of necessary information. The Members holding shares in electronic form may instruct their DP's accordingly.
16. The Securities and Exchange Board of India (SEBI) has mandated the submission of Permanent Account Number (PAN) by every participant in securities market. Members holding shares in electronic form are, therefore, requested to submit their PAN to their Depository Participants with whom they are maintaining their demat accounts. Members holding shares in physical form can submit their PAN to the Company / Sharex Dynamic (India) Private Limited (RTA) Unit No. 1, Luthra Industrial Premises, Safed Pool, Andheri Kurla Road, Andheri (East), Mumbai - 400 072, Tel. No.: 022 2851 5606, website: www.sharexindia.com.
17. Members holding shares in dematerialized form are requested to intimate all changes pertaining to their registered email id, bank details, NECS, Mandates, Nominations, power of attorney etc to their Depository Participants. Changes intimated to the Depository Participants will then be automatically reflected in the Company's records which will help the Company and its Registrar and Transfer Agents, M/s. Sharex Dynamic (India) Private Limited, to provide efficient and better service to the Members. Members holding shares in physical form are requested to advice such changes to the Company's Registrar and Transfer Agents, M/s. Sharex Dynamic (India) Private Limited.
18. Members holding shares in physical form are requested to consider converting their holding to dematerialized form to eliminate all risks associated with physical shares. Further, as per Securities and Exchange Board of India (Listing Obligations and Disclosures Requirements) (Fourth Amendment) Regulations, 2018 SEBI has decided that Securities of listed companies can be transferred only in dematerialized form from December 5, 2018. In view of the above and to avail various benefits of dematerialization, members are advised to dematerialize shares held by them in physical form. Members can contact the Company's Registrar and Transfer Agents, M/s. Sharex Dynamic (India) Private Limited for assistance in this regard.
19. Those members who have so far not encashed their dividend warrants for below mentioned financial years, may claim or approach the company or Registrar and Share Transfer Agents as mentioned above for the payment thereof, as the same will be transferred to Investor Education Protection Fund (IEPF) established pursuant to section 125(1) of the Companies Act, 2013 if a member does not claim amount for a consecutive period of seven years or more.

Financial Year ended	Due Date of Transfer
2010-11	November 02, 2018
2011-12	November 01, 2019
2014-15	November 05, 2022
2015-16	October 29, 2023
2016-17	October 29, 2024

In accordance with section 124(6) of the Act read with Rule 6 of Investor Education and Protection Fund Authority (Accounting, Audit, Transfer and Refund) Rules, 2016 as amended time to time, if a member does not claim the dividend amount for consecutive period of seven years or more, then the shares held by him/ her shall be transferred to Demat account of IEPF authority. However, both unclaimed dividend and shares transferred to IEPF authority can be claimed from IEPF authority by making an online application in the prescribed form IEPF-5 available on [www.iepf.gov.in](http://www.iepf.gov.in) and by sending the physical copy of the same duly signed along with requisite documents to the company at the registered office for verification of the claim. The Company Secretary acts as the Nodal Officer for IEPF matters.



20. Pursuant to the provisions of Investor Education and Protection Fund (Uploading of information regarding unpaid and unclaimed amounts lying with companies) Rules, 2012, the Company has uploaded the details of unpaid and unclaimed amounts lying with the Company as on September 20, 2017 (date of last Annual General Meeting) on the website of the Company (www.nationalplastic.com), as also on the website of the Ministry of Corporate Affairs.
21. For receiving all communication including Annual Report, Notices, Circulars, etc. from the Company electronically, the members, who have not registered/updated their e-mail address so far, are requested to register/update their e-mail addresses, in respect of electronic holdings with the Depository through their concerned Depository Participant. Members who hold shares in physical form and who are desirous of receiving the communications/documents in electronic form are requested to promptly register their e-mail addresses with the Company.
22. Adhering to the various requirements set out in the Investor Education and Protection Fund Authority (Accounting, Audit, Transfer and Refund) Rules, 2016, as amended, the Company has, during financial year 2017-18, transferred to the IEPF Authority all shares in respect of which dividend had remained unpaid or unclaimed for seven consecutive years or more as on the due date of transfer. Details of shares transferred to the IEPF Authority are available on the website of the Company. The said details have also been uploaded on the website of the IEPF Authority and the same can be accessed through the link: www.iepf.gov.in.

Further, Members may note that shares as well as unclaimed dividends transferred to IEPF Authority can be claimed back from them. Concerned members/investors are advised to visit the weblink: <http://iepf.gov.in/IEPFA/refund.html> or contact RTA for lodging claim for refund of shares and / or dividend from the IEPF Authority

**IMPORTANT NOTES TO THE SHAREHOLDERS:**

Some important notes pertaining to dividend and shares of the shareholders are given below. The shareholders can access the same on the Company's website at the below links:

- a) The details of dividend which has remained unpaid/ unclaimed for the past seven years can be viewed on the Company's website at:

<http://www.nationalplastic.com/MenuDetailsCommon/Details/129>

- b) The details of the members whose shares have been transferred to the IEPF authority is available on Company's website at:

[http://nationalplastic.com/UploadedFiles/Files/List\\_of\\_Shareholders\\_whose\\_shares\\_are\\_liable\\_to\\_be\\_transferred\\_to\\_IEPF.pdf](http://nationalplastic.com/UploadedFiles/Files/List_of_Shareholders_whose_shares_are_liable_to_be_transferred_to_IEPF.pdf)

**Please note that as a valued shareholder of the Company, you are always entitled to receive, on request, a printed copy of the Annual Report and all other documents as stated above, free of cost.**

**On behalf of the Board of Directors  
For National Plastic Industries Limited**

**Date: August 03, 2018  
Place: Mumbai**

**Sd/-  
Malvika Sharma  
Company Secretary**

## **Explanatory Statement pursuant to Section 102 of the Companies Act, 2013**

In terms of Section 102 of the Companies Act, 2013, the following statement sets out all the material facts relating to Item Nos. 4,5,6 and 7 of the Notice dated August 03, 2018:

### **Item No. 4**

The Board of Directors of the Company ("the Board") at its meeting held on February 13, 2018 has, subject to approval of members, reappointed Mr. Paresh V. Parekh (DIN: 00432673) as a Managing Director, for a further period of 3 (three) with effect from February 13, 2018 on terms and conditions including remuneration as recommended by the Nomination and Remuneration Committee of the Board and approved by the Board.

It is proposed to seek members' approval for the re-appointment of and remuneration payable to Mr. Paresh V. Parekh as a Managing Director, in terms of the applicable provisions of the Act.

The main terms of reappointment are as follows:

1. **Period of Appointment:** 3 Years from 13.02.2018 to 12.02.2021
2. **Salary:** ₹ 50,000/- per month.
3. **Perquisites:**
  - a) Housing: Free furnished accommodation or HRA of ₹ 25,000/- per month in lieu of company provided accommodation.
  - b) City Compensatory Allowance ₹ 15,000/- per month.
  - c) The reimbursement of the medical expenses of self and his family subject to ceiling of one month salary in a year or three months salary over a period of three years.
  - d) Leave Travel Concession for self and family, once in a year as per the rules specified by the Company.
  - e) Fees of club other than admission and life membership fee of maximum two clubs.
  - f) Personal accident insurance Premium not to exceed ₹ 2,000/- per annum.
  - g) Reimbursement of travelling, entertainment expenses and all other expenses incurred for the business of the Company, as per the rules of the rules of the Company.

### **4. Benefits:**

- a) Contributions to the Provident Fund, Superannuation Fund as per the rules of the Company.
  - b) Gratuity not exceeding half a month salary for each completed year of service.
  - c) A car with chauffeur shall be provided for the Company's business.
  - d) Telephone facility shall be provided at residence, personal long distance on telephone and use of car for private purpose shall be borne by him.
5. The aggregate of the remuneration and perquisites as aforesaid in any Financial year shall not exceed the limit, from time to time, under Section 197, Section 198 and other applicable provisions of the Act, read with Schedule V of the said Act or any statutory modifications or re-enactments thereof for the time being in force, or otherwise as may be permissible at law.
  6. When in any financial year, the Company has no profits or its profits are inadequate, the remuneration including the perquisites as aforesaid will be paid to Mr. Paresh Parekh as minimum remuneration, subject to the applicable provisions prescribed under Section 197 read with Schedule V of the Act, and subject to the approval of the Central Government, if required.
  7. So long as Mr. Paresh Parekh functions as the Managing Director of the Company he shall be subject to retirement by rotation.



## NATIONAL PLASTIC INDUSTRIES LIMITED

The above may be treated as a written memorandum setting out the terms of re-appointment of Mr. Paresh V. Parekh under section 190 of the Act.

Details of Mr. Paresh V. Parekh are provided in "Annexure" to the Notice pursuant to the provisions of (i) the Securities and Exchange Board of India (Listing Obligations and Disclosure Requirements) Regulations, 2015 and (ii) Secretarial Standard on General Meetings ("SS-2"), issued by the Institute of Company Secretaries of India.

Mr. Paresh V. Parekh is interested in the resolution set out at Item No. 4 of the Notice. Mr. Ketan V. Parekh, Joint Managing Director being related to Mr. Paresh V. Parekh may be deemed to be interested in the said resolution. The other relatives of Mr. Parekh V. Parekh may be deemed to be interested in the resolution set out at Item No. 4 of the Notice, to the extent of their shareholding interest, if any, in the Company.

Save and except the above, none of the other Directors / Key Managerial Personnel of the Company / their relatives are, in any way, concerned or interested, financially or otherwise, in the aforementioned resolution.

The Board commends the Ordinary Resolution set out at Item No. 4 of the Notice for approval by the members.

### Item No. 5

The Board of Directors of the Company ("the Board") at its meeting held on February 13, 2018 has, subject to approval of members, reappointed Mr. Ketan V. Parekh (DIN: 00432734) as a Joint Managing Director, for a further period of 3 (three) years with effect from February 13, 2018 on terms and conditions including remuneration as recommended by the Nomination and Remuneration Committee of the Board and approved by the Board.

It is proposed to seek members' approval for the re-appointment of and remuneration payable to Mr. Ketan V. Parekh as a Joint Managing Director, in terms of the applicable provisions of the Act.

The main terms of reappointment are as follows:

1. **Period of Appointment:** 3 Years from 13.02.2018 to 12.02.2021
2. **Salary:** ₹ 50,000/- per month.
3. **Perquisites:**
  - a) Housing: Free furnished accommodation or HRA of ₹ 25,000/- per month in lieu of company provided accommodation.
  - b) City Compensatory Allowance ₹ 15,000/- per month.
  - c) The reimbursement of the medical expenses of self and his family subject to ceiling of one month salary in a year or three months salary over a period of three years.
  - d) Leave Travel Concession for self and family, once in a year as per the rules specified by the Company.
  - e) Fees of club other than admission and life membership fee of maximum two clubs.
  - f) Personal accident insurance Premium not to exceed ₹ 2,000/- per annum.
  - g) Reimbursement of travelling, entertainment expenses and all other expenses incurred for the business of the Company, as per the rules of the rules of the Company.
4. **Benefits:**
  - a) Contributions to the Provident Fund, Superannuation Fund as per the rules of the Company.
  - b) Gratuity not exceeding half a month salary for each completed year of service.

- c) A car with chauffeur shall be provided for the Company's business.
- d) Telephone facility shall be provided at residence, personal long distance on telephone and use of car for private purpose shall be borne by him.
5. The aggregate of the remuneration and perquisites as aforesaid in any Financial year shall not exceed the limit, from time to time, under Section 197, Section 198 and other applicable provisions of the Act, read with Schedule V of the said Act or any statutory modifications or re-enactments thereof for the time being in force, or otherwise as may be permissible at law.
6. When in any financial year, the Company has no profits or its profits are inadequate, the remuneration including the perquisites as aforesaid will be paid to Mr. Ketan Parekh as minimum remuneration, subject to the applicable provisions prescribed under Section 197 read with Schedule V of the Act, and subject to the approval of the Central Government, if required.
7. So long as Mr. Ketan V. Parekh functions as the Joint Managing Director of the Company he shall be subject to retirement by rotation.

The above may be treated as a written memorandum setting out the terms of re-appointment of Mr. Ketan V. Parekh under section 190 of the Act.

Details of Mr. Ketan V. Parekh are provided in "Annexure" to the Notice pursuant to the provisions of (i) the Securities and Exchange Board of India (Listing Obligations and Disclosure Requirements) Regulations, 2015 and (ii) Secretarial Standard on General Meetings ("SS-2"), issued by the Institute of Company Secretaries of India.

Mr. Ketan V. Parekh is interested in the resolution set out at Item No. 5 of the Notice. Mr. Paresh V. Parekh, Managing Director and Mrs. Neeta K. Parekh, Director being related to Mr. Ketan V. Parekh may be deemed to be interested in the said resolution. The other relatives of Mr. Ketan V. Parekh may be deemed to be interested in the resolution set out at Item No. 5 of the Notice, to the extent of their shareholding interest, if any, in the Company.

Save and except the above, none of the other Directors / Key Managerial Personnel of the Company / their relatives are, in any way, concerned or interested, financially or otherwise, in the aforementioned resolution.

The Board commends the Ordinary Resolution set out at Item No. 5 of the Notice for approval by the members.

#### **Item No. 6**

Section 148 (1) of the Companies Act, 2013 inter alia provides that the Central Government may direct audit of Cost records of class of Companies as may be prescribed. In pursuance of Rule 14 of the Companies (Audit and Auditors) Rules, 2014, the Board shall appoint an individual who is cost accountant in practice or a firm of cost accountants in practice as cost auditor, on the recommendations of the Audit Committee, which shall also recommend remuneration for such cost auditor. The remuneration recommended by the Audit Committee shall be considered and approved by the Board and ratified by the members.

On the recommendation of Audit Committee in its meeting held on May 29, 2018 the Board has considered and approved the appointment of M/s N. Ritesh & Associates (Firm Registration No.R100675) Cost Accountants for the conduct of the audit of cost records made and maintained by the company, at the remuneration of ₹ 75,000/- (Rupees Seventy Five Thousand only) plus Taxes & re-imburement of out-of-pocket expenses for the financial year 2018-19.

In terms of provisions of Section 148(3) of the Companies Act, 2013 read with Rule 14(a)(ii) of the Companies (Audit and Auditors) Rules, 2014, the remuneration payable to the Cost Auditor along with the reimbursement of expenses incurred towards the audit is required to be ratified by the Members of the Company. Accordingly, consent of the Members is sought to ratify the remuneration payable to the Cost Auditors.

## NATIONAL PLASTIC INDUSTRIES LIMITED

None of the Directors and/or Key Managerial Personnel of the Company and their relatives is concerned or interested financially or otherwise in the resolution. The Board Recommends the Ordinary Resolution set out at Item No. 6 of the Notice for approval and ratification by the members of the Company.

### **Item No. 7**

In accordance with the provisions of Section 149 read with Schedule IV to the Act, appointment of an Independent Director requires approval of members. Based on the recommendation of the Nomination and Remuneration Committee, the Board of Directors has proposed that Mr. Rajeev Rajan S. Kapur (DIN: 00338947) be appointed as an Independent Director on the Board of the Company.

The appointment of Mr. Rajeev Rajan S. Kapur shall be effective upon approval by the members in the Meeting. Mr. Rajeev Rajan S. Kapur is not disqualified from being appointed as a Director in terms of Section 164 of the Act and has given his consent to act as a Director. The Company has received a declaration from Mr. Rajeev Rajan S. Kapur that he meets the criteria of independence as prescribed both under sub-section (6) of Section 149 of the Act and under the Securities and Exchange Board of India (Listing Obligations and Disclosure Requirements) Regulations, 2015 ("Listing Regulations").

In the opinion of the Board, Mr. Rajeev Rajan S. Kapur fulfils the conditions for his appointment as an Independent Director as specified in the Act and the Listing Regulations. Mr. Rajeev Rajan S. Kapur is independent of the management and possesses appropriate skills, experience and knowledge.

Details of Mr. Rajeev Rajan S. Kapur are provided in the "Annexure" to the Notice pursuant to the provisions of (i) the Listing Regulations and (ii) Secretarial Standard on General Meetings ("SS-2"), issued by the Institute of Company Secretaries of India.

Copy of draft letter of appointment of Mr. Rajeev Rajan S. Kapur setting out the terms and conditions of appointment is available for inspection by the members at the registered office of the Company.

None of the Directors / Key Managerial Personnel of the Company / their relatives are, in any way, concerned or interested, financially or otherwise, in the resolution set out at Item No. 13 of the Notice.

This statement may also be regarded as an appropriate disclosure under the Listing Regulations.

The Board commends the Ordinary Resolution set out at Item No. 7 of the Notice for approval by the members.

**By the order of Board of Directors  
For National Plastic Industries Limited**

**Date: August 03, 2018**

**Place: Mumbai**

**Sd/-  
Malvika Sharma  
Company Secretary**

**ANNEXURE**

Pursuant to Regulation 36 of the SEBI (LODR) Regulations 2015, the details of directors proposed to be appointed/re-appointed at the ensuing 31<sup>st</sup> Annual General Meeting are given below:

Name of the Director	Ms. Neeta K. Parekh	Mr. Paresh V. Parekh	Mr. Ketan V. Parekh	Mr. Rajeev Rajan S. Kapur
Date of Birth	February 04, 1967	April 15, 1965	January 14, 1968	July 15, 1953
Age	51 years	53 years	50 years	65 years
DIN	00811690	00432673	00432734	00338947
Date of Appointment	November 11, 2015	March 10, 1993	May 10, 1993	-
Qualification	Bachelor of Commerce and Designer	Business Management Graduate from U.S.A.	Business Management Graduate from U.S.A.	ATI C- Text (UK) (Associate of the Textile Institute – Manchester) Chartered Textile Technologist
Expertise in specific functional areas	She has rich expertise in management.  Apart from this Crucial role in the organization, she plays a key role in the formation and implementation of strategies.	Expertise in Management & Production.  He has over 30 years of experience in corporate management. As a Managing Director, he is responsible for the day to day operations and overseeing the production activity of the Company.	Expertise in Management & Production.  He has over 25 years of experience in corporate management. As a Joint Managing Director, he is responsible for the day to day operations and overseeing the production activity of the Company.	Textile Technologist / entrepreneur with management of manufacturing (Textile) business.  Product Development
Directorships held in other public companies (excluding foreign companies and Section 8 companies)	N.A	N.A	N.A	N.A
Memberships/ Chairmanships of committees of other public companies	N.A	N.A	N.A	N.A
Number of shares held in the Company	9,69,000	9,75,001	8,34,500	NIL
Relationship, if any, with other Directors, Managers and Key Managerial Personnel	Mr. Ketan V. Parekh	Mr. Ketan V. Parekh Mr. Harsh P. Parekh	Mr. Paresh V. Parekh Ms. Neeta K. Parekh	N.A

**Note:** Route Map to the venue of the 31<sup>st</sup> Annual General Meeting has been given on the last (cover) page.

## DIRECTORS' REPORT

Dear Members,

Your Directors present their 31<sup>st</sup> Annual Report on business and operations of your company together with the Audited Financial Statements of the Company, for the year ended March 31, 2018.

### FINANCIAL RESULTS

Particulars	2017-2018	2016-2017
Sales & Other Income	1,226,596,536	1,092,923,320
Gross Profit before Depreciation & Interest	102,430,288	78,722,480
Less : Interest	34,791,400	27,423,309
Depreciation	25,312,912	21,183,261
<b>Profit for the year</b>	<b>42,325,977</b>	<b>30,115,910</b>
Less : Prior Period Adjustment	-	-
Less : Deferred Tax Liabilities	9,803,846	30,269,270
Net Profit after Tax	32,522,131	(153,360)
Less : Depreciation due to Transitional Provision Effect	-	-
Add : Balance brought forward from previous year (Adjusted)	16,329,747	25,920,233
Balance Available for appropriation	48,851,878	25,766,873
<b>Appropriation</b>		
Proposed Dividend		9,129,600
Dividend Tax		1,858,572
Grant Adjustments	-	295,795
Other Comprehensive Income	2,053,195	1,255,251
Transfer to General Reserve	-	-
<b>Balance C/f to Balance Sheet</b>	<b>50,905,073</b>	<b>16,329,747</b>

#### Notes:

\*Amount in 2017-18 are as per Indian Accounting Standards

\*\*The Directors in the Board Meeting held on May 29, 2018 had recommended a final dividend amounting to Re.1 per equity share subject to approval by the members in the Annual General Meeting. Since as per the requirement of Para 12 & 13 of the IND AS 10 - Events occurring after the Reporting Period provision for the proposed dividend is disallowed and the same is not recorded as an appropriation for the FY 2017-18 and would be recorded on approval in the Annual General Meeting.

### COMPANY'S OPERATIONAL PERFORMANCE

During the financial year ended March 31, 2018 the total sales & other income for the year was at ₹122.66 Crore as against ₹109.29 Crore for the year 2016-2017. Out of this, exports were ₹16.52 Crore as against ₹ 15.62 Crore for the year 2016-2017. The Company is working on consolidating its strengths in the key markets and exploring avenues to penetrate in the European markets to increase export sales in the coming years

Net Sales were ₹105.56 Crores as against ₹94.80 Crores in the previous year. The profit after tax for the year under review was at ₹ 3.25 Crores.

Your Company performed well during the year by efficiently managing the resources, which resulted into improved performance and increase in profit and EPS.

The Company has endeavored to bring out new & unique moulded furniture for improving the sales of the products. The Company is taking all necessary steps to reduce wastages and make production cost efficient and will surely be able to achieve its targets.

The PVC flooring Mats business in Nellore, Andhra Pradesh in the southern part of the country under the brand name **INSTA** has done fairly well during the year 2017-18.

The air-cooler business of the Company was marginal during the year.

#### **DIVIDEND**

Your Company is rewarding its shareholders by way of consecutive dividends considering the consistent financial performance of your Company and promising future prospects. Your Directors have recommended a dividend of Re. 1 per share (10%) (previous year Re. 1 per share) on the Paid up Equity shares of face value of ₹10/- each for the FY 2017-18 subject to the approval of members at the ensuing 31<sup>st</sup> Annual General Meeting of the Company. The total outflow on account of Equity Dividend will be ₹1.09 Crores (inclusive of Tax of ₹ 0.18 Crores)

#### **SUBSIDIARY COMPANY**

The Company does not have any Subsidiary Company.

#### **SHARE CAPITAL**

There was no change in the Company's share capital during the year under review. The Company's paid up Equity Share Capital remained ₹ 912.96 lakhs comprising of 91,29,600 equity shares of ₹10 each as on March 31, 2018.

#### **TRANSFER TO RESERVES**

The Company has not appropriated any profits to general reserves for the year 2017-18.

#### **EXTRACT OF ANNUAL RETURN**

As required pursuant sub-section (3) of Section 92 of the Companies Act 2013, read with Rule 12 of the Companies (Management and Administration) Rules, 2014 the extract of the Annual Return as at March 31, 2018 forms part of this report as **Annexure – 1**.

#### **NUMBER OF MEETINGS OF THE BOARD**

Regular meetings of the Board were held to discuss and decide on various business policies, strategies and other businesses. The Board met four (4) times during the FY 2017-18 viz. on May 13, 2017, August 10, 2017, November 08, 2017 and February 13, 2018. The maximum interval between any two meetings did not exceed 120 days.

Attendance of each Director at these meetings is as under:

<b>Name of Director</b>	<b>Category</b>	<b>No. of Board Meetings Attended</b>
Mr. Paresh V. Parekh	Promoter Executive	4
Mr. Ketan V. Parekh	Promoter Executive	4
Mr. Harsh P. Parekh*	Executive Director	3
Mrs. Jyoti Palekar	Non-Executive Independent	4
Mr. Dilip Thaker	Non-Executive Independent	4
Mrs. Neeta K. Parekh	Non-Executive	3

*\*Mr. Harsh P. Parekh was chief Financial Officer till May 13, 2017. He was appointed as Additional Director w.e.f June 01, 2017 and thereafter, he is appointed as Whole-time Director in the 30<sup>th</sup> Annual General Meeting held on September 20, 2017.*

### Separate Meeting of Independent Directors

A meeting of the Independent Directors of the Company was held on May 13, 2017 and the same was attended by Mr. Dilip Thaker and Mrs. Jyoti Palekar.

### Number of Meetings of Committees of the Board of Directors

The Company has the following Committees of the Board:

#### 1. Audit Committee

The Audit Committee is constituted as required under Section 177 of the Companies Act, 2013. The scope of activities and powers of the Audit Committee includes the areas prescribed under Section 177 of the Companies Act, 2013.

Four (4) Audit Committee meetings were held during the financial year 2017-2018 viz. on May 13, 2017, August 10, 2017, November 08, 2017 and February 13, 2018. The composition of the Audit Committee and the attendance of the Audit Committee Members at the said meetings are as below:

Sr. No.	Name of the Director	Position	Meetings Attended
1	Mr. Dilip Thaker	Chairman	4
2	Mrs. Jyoti Palekar	Member	4
3	Mr. Paresh V. Parekh	Member	4

#### 2. Stakeholders Relationship Committee

The Stakeholders Relationship Committee met four (4) times during the financial year 2017-18 viz. on May 13, 2017, August 10, 2017, November 08, 2017 and February 13, 2018. The composition of the Stakeholders Relationship Committee and the attendance of the Stakeholders Relationship Committee Members at the said meetings are as below:

Sr. No.	Name of the Director	Position	Meetings Attended
1	Mrs. Jyoti Palekar	Chairperson	4
2	Mr. Paresh V. Parekh	Member	4
3	Mr. Ketan V. Parekh	Member	4

#### 3. Nomination and Remuneration Committee

The Nomination and Remuneration Committee met three (3) times during the financial year 2017-18 viz. on May 13, 2017, August 10, 2017 and February 13, 2018. The composition of the Nomination and Remuneration Committee and the attendance of the Nomination and Remuneration Committee Members at the said meetings are as below:

Sr. No.	Name of the Director	Position	Meetings Attended
1	Mrs. Jyoti Palekar	Chairperson	3
2	Mr. Dilip Thaker	Member	3
3	Mrs. Neeta Parekh	Member	3

#### 4. Executive Management Committee

The Executive Management Committee met 30 times during the Financial Year 2017-18 viz. on April 03, 2017, April 17, 2017, April 25, 2017, April 28, 2017, May 08, 2017, May 29, 2017, June 08, 2017, June 19, 2017, July 06, 2017, July 14, 2017, July 24, 2017, August 01, 2017, August 16, 2017, August 28, 2017, September 07, 2017, September 20, 2017, October 13, 2017, October 23, 2017, November 09, 2017, November 20, 2017, November 27, 2017, December 12, 2017, January 03,



2018, January 15, 2018, January 22, 2018, January 29, 2018, February 15, 2018, February 26, 2018, March 08, 2018 and March 16, 2018.

Sr. No.	Name of the Director	Position	Meetings Attended
1	Mr. Paresh V. Parekh	Chairman	26
2	Mr. Ketan V. Parekh	Member	27
3	Mrs. Neeta Parekh	Member	27

**DIRECTORS AND KEY MANAGERIAL PERSONNEL:**

**a) Composition**

The Board of your Company is duly constituted in accordance with the requirements of Companies Act, 2013. During the year under review the Board Comprised of 6 Directors out of which 3 are Executive Directors, 1 Non-Executive Director and 2 Non-Executive Independent Director.

**b) Retirement by Rotation**

In terms of Section 152 of the Companies Act, 2013 and the Articles of Association of the Company, Ms. Neeta K. Parekh (DIN: 00811690), Non-Executive Director of the Company, who retires by rotation at the ensuing Annual General Meeting and being eligible offers herself for re-appointment.

The proposal regarding the re-appointment of the aforesaid Director is placed for your approval. The Board of Directors recommends her re-appointment.

**c) Declaration by Independent Directors**

The Company has received declaration from all the Independent Directors of Company confirming that they meet with the criteria of Independence as prescribed pursuant to the provisions of Section 149(6) of the Companies Act, 2013 and Regulation 16(1)(b) of SEBI (Listing Obligations and Disclosure Requirements) Regulations, 2015.

**e) Familiarization Program for Independent Directors**

The Company has set Familiarization Program for Independent Directors with regard to their roles, rights, responsibilities in the Company, nature of the industry in which the Company operates, the business model of the Company etc. The details of which are available on the website of the Company ([www.nationalplastic.com](http://www.nationalplastic.com)).

**f) Board Evaluation**

In terms of the provisions of the Companies Act, 2013 a structured questionnaire was prepared after taking into consideration the various aspects of the Board functioning like composition of the Board and its committees, culture, execution and performance of Specific duties, obligations and governance.

The Board carried out an annual performance evaluation of its own performance, the individual Directors as well as the working of the Committees of the Board. The performance evaluation of the Independent Directors was carried out by the entire Board. The performance evaluation of the Non Independent Directors was carried out by Independent Directors.

**g) Key Managerial Personnel**

Mr. Harsh P. Parekh resigned as the Chief Financial Officer of the Company with effect from May 14, 2017. He was appointed as the Additional Director and thereafter, Whole Time Director of the Company with effect from June 01, 2017 and September 20, 2017 respectively, and his appointment as Whole-Time Director was approved by the Members at the ensuing 30<sup>th</sup> Annual General Meeting of the Company.

Mr. Umesh L. Shenoy was re-designated as the Chief Financial Officer of the Company with effect from May 14, 2017.



## NATIONAL PLASTIC INDUSTRIES LIMITED

Ms. Swati Zawar has resigned as Company Secretary and Compliance Officer w.e.f April 10, 2018 and Ms. Malvika Sharma has been appointed as Company Secretary and Compliance Officer w.e.f May 29, 2018.

Mr. Paresh Parekh, Managing Director; Mr. Ketan Parekh, Joint Managing Director; Mr. Harsh Parekh, Whole Time Director; Mr. Umesh Shenoy, Chief Financial Officer and Ms. Malvika Sharma, Company Secretary of the Company are the Key Managerial Personnel as per the provisions of the Companies Act, 2013.

### **DIRECTORS' RESPONSIBILITY STATEMENT**

Pursuant to Section 134(5) of the Companies Act, 2013, your Directors confirm that:

- i. in the preparation of the annual accounts for the year ended March 31, 2018, the applicable accounting standards had been followed along with proper explanations relating to material departures;
- ii. they have selected such accounting policies and applied them consistently and made judgments and estimates that are reasonable and prudent so as to give a true and fair view of the state of affairs of the Company as at March 31, 2018 and of the profits of the Company for the financial year ended March 31, 2018;
- iii. they have taken proper and sufficient care for the maintenance of adequate accounting records in accordance with the provisions of the Act for safeguarding the assets of the Company and for preventing and detecting fraud and other irregularities;
- iv. they had prepared the annual accounts on a going concern basis;
- v. they had laid down internal financial controls to be followed by the company and that such internal financial controls are adequate and were operating effectively; and
- vi. they had devised proper systems to ensure compliance with the provisions of all applicable laws and that such systems were adequate and operating effectively.

### **DETAILS OF REMUNERATION TO DIRECTORS**

The information relating to remuneration of directors as required under Section 197(12) of the Companies Act, 2013 is given in **Annexure – 2**.

### **POLICY RELATING TO DIRECTORS**

The policy framed by the Nomination & Remuneration Committee under Section 178(3) of the Companies Act, 2013 is as below:

#### **Appointment Criteria and Qualifications**

- a) The Committee shall identify and ascertain the integrity, qualification, expertise and experience of the person for appointment as Director, KMP or at Senior Management level and recommend to the Board his / her appointment.
- b) The Committee shall identify the extent to which the appointee is likely to contribute to the overall effectiveness of the Board, work constructively with the existing directors and enhance the efficiencies of the Company;
- c) The Committee has discretion to decide whether qualification, expertise and experience possessed by a person are sufficient / satisfactory for the concerned position.

#### **Remuneration to Directors**

##### **i. Remuneration to Whole-time / Executive / Managing Director:**

The Remuneration/ Compensation/ Commission etc. to be paid to Director /Managing Director etc. shall be governed as per provisions of the Companies Act, 2013 and rules made there under including any amendments thereto or any other enactment for the time being in force. The Whole-time / Executive / Managing Director shall be eligible for a monthly remuneration as may be approved by the Board on the recommendation of the Committee. The break-up of the pay scale and quantum

of perquisites including employer's contribution to PF, pension scheme, medical expenses, club fees etc. shall be decided and approved by the Board on the recommendation of the Committee and approved by the shareholders and Central Government, wherever required.

If, in any financial year, the Company has no profits or its profits are inadequate, the Company shall pay remuneration in accordance with the provisions in Schedule V of the Companies Act, 2013 and if it is not able to comply with such provisions, with the previous approval of the Central Government.

If, any Whole-time Director/Managing Director draws or receives, directly or indirectly by way of remuneration any such sums in excess of the limits prescribed under the Companies Act, 2013 or without the prior sanction of the Central Government, wherever required, he/she shall refund such excess remuneration to the Company and until such sum is refunded, hold it in trust for the Company. The recovery of such sums refundable shall not be waived by the Company unless permitted by the Central Government.

**ii. Remuneration to Non- Executive / Independent Director:**

The Non-Executive/Independent Director may receive remuneration / compensation /commission as per the provisions of Companies Act, 2013 and the rules made thereunder. The amount of sitting fees shall be subject to ceiling/ limits as provided under Companies Act, 2013 and rules made there under including any amendments thereto or any other enactment for the time being in force.

The Independent Director shall not be entitled to any stock option of the Company.

**Evaluation**

The Committee shall carry out evaluation of performance of every Director at regular interval (yearly).

**Removal**

The Committee may recommend, to the Board with reasons recorded in writing, removal of a Director, KMP or Senior Management Personnel subject to the provisions and compliance of the said Act, rules and regulations.

**Retirement**

The Director, KMP and Senior Management Personnel shall retire as per the applicable provisions of the Act and the prevailing policy of the Company. The Board will have the discretion to retain the Director, KMP, Senior Management Personnel in the same position/ remuneration or otherwise even after attaining the retirement age, for the benefit of the Company.

**Employees**

None of the employees of the Company were drawing a remuneration exceeding ₹1,02,00,000/- per annum or ₹ 8,50,000/- per month or part thereof. The information required under Section 197 (12) of the Companies Act, 2013 read with Rule 5(2) & (3) of Companies (Appointment and Remuneration of Managerial Personnel) Rules, 2014 as amended by Companies (Appointment and Remuneration of Managerial Personnel) Amendment Rules, 2016 is given in the **Annexure - 3** to this report.

Your Directors value the commitment of the employees towards the Company and appreciate their valuable contributions for the progress and growth of the Company.

**AUDITOR AND AUDITOR'S REPORT**

**a) Statutory Auditor**

At the Company's 30<sup>th</sup> Annual General Meeting held on September 20, 2017, M/s. R.S. Prabhu & Associates, Chartered Accountants (Firm registration No. 127010W), were appointed as Company's Statutory Auditors to hold office till the conclusion of the 35<sup>th</sup> Annual General Meeting, subject to ratification by the members at every Annual General Meeting until the expiry of the period of original appointment. However, the Companies Amendment Act, 2017 (Vide notification dated May 7, 2018 issued by Ministry of Corporate Affairs) omits the provision related to Annual Ratification from Companies Act, 2013 and the requirement of seeking ratification of appointment of statutory auditors

by members at each AGM has been done away with. Accordingly, no such item has been considered in notice of the 31<sup>st</sup> AGM.

The Auditors Report to the shareholders for the year under review does not contain any qualification reservation, adverse remark or disclaimer.

The Notes on Financial Statements referred to in the Auditors' Report are self-explanatory and do not call for any further comments.

#### **Reporting of fraud by the Auditor under Section 143(12) of the Companies Act, 2013**

The Board of Directors states that M/s. R.S. Prabhu & Associates, Chartered Accountants, Mumbai (Firm Reg no. 110639W), Statutory Auditors have not reported of any fraud involving any amount committed by the Company to the Central Government or to the Board of Directors or Audit Committee of the Company.

#### **b) Secretarial Auditor**

Pursuant to the provisions of Section 204 of the Companies Act, 2013 and the Companies (Appointment and Remuneration of Managerial Personnel) Rules, 2014, the Company had appointed M/s. Jayshree A. Lalpuria, Practicing Company Secretaries, to undertake the Secretarial Audit of the Company for the FY 2017-18. The Report of the Secretarial Audit carried out is annexed herewith as **Annexure -4**.

The Secretarial Audit report, as issued by the secretarial auditor in Form MR-3 contain following observations or qualifications requiring explanation or comments from the Board under Section 134(3) of the Companies Act, 2013:

*Observation 1: The Unaudited Financial Results (UFR) of the Company for the quarter ended 30<sup>th</sup> June, 2017 were approved by the Board at its meeting held on August 10, 2017 and the same were submitted with the BSE Ltd. in pdf within stipulated time, however the same which were required to be filed in XBRL mode within 24 hours from the conclusion of the Board Meeting, were filed in XBRL mode on August 10, 2017.*

*Remark: Due to some technical error, the company was not able to file the XBRL report on time.*

*Observation 2: There was delay in few cases for issue of duplicate share certificates beyond period of 30 days, as required under Regulation 39 of the SEBI(LODR), 2015.*

*Remark: In few cases due to holidays or delay in courier the timeline prescribed by SEBI has not be followed.*

The Board at its meeting held on May 29, 2018, has on the recommendation of the Audit Committee re-appointed M/s. Jayshree A. Lalpuria, Practicing Company Secretaries, as Secretarial Auditor, for conducting Secretarial Audit of the Company for the FY 2018-19.

#### **c) Cost Auditor**

M/s. N. Ritesh & Associates, Cost Accountants, are appointed as the Cost Auditors of the Company under Section 148 of the Companies Act, 2013 to conduct the audit of the cost records of the Company for the financial year 2018-2019. Necessary resolution for ratification of the remuneration to be paid to the Cost Auditors is included in the Notice of the Annual General Meeting for seeking approval of members.

#### **LOANS, GUARANTEES OR INVESTMENTS UNDER SECTION 186**

The Company has not given, during the year under review, any loan, guarantee or invested any funds falling under the purview of Section 186 of the Companies Act, 2013.

Details of outstanding investments are given in the notes to financial statements.

#### **RELATED PARTY TRANSACTIONS**

All the related party transactions that were entered into during the financial year were at arm's length basis and were in the ordinary course of business. There were no materially significant related party

transactions with the Directors, Promoters, Key Managerial Personnel or other designated persons which may have a potential conflict with the interest of the Company at large. Accordingly, the disclosure of Related Party Transactions as required under Section 134(3)(h) of the Companies Act, 2013 in Form AOC-2 is not applicable.

All Related Party Transactions as required under Indian Accounting Standards AS-24 are reported in Note 32 Notes to Accounts of the financial statements of the Company.

All related party transactions are placed before the Audit Committee and the Board for approval.

#### **CORPORATE GOVERNANCE**

The compliance with the provisions of Corporate Governance under the SEBI (Listing Obligation and Disclosure Requirements) Regulations, 2015 is not applicable to the Company. Hence, the Report on Corporate Governance as stipulated under Schedule II and Regulation 33 (1) (e) read with Schedule IV of the SEBI (Listing Obligation and Disclosure Requirements) Regulations, 2015 does not form part of the Annual Report.

#### **MANAGEMENT'S DISCUSSION AND ANALYSIS**

In terms of the provisions of Regulation 34 of the Securities and Exchange Board of India (Listing Obligations and Disclosure Requirements) Regulations, 2015, the Management Discussion and Analysis is set out in this Annual Report.

#### **DEPOSITS**

The Company has not accepted any Deposit covered under Section 73 of the Companies Act, 2013 from the Shareholders or the Public during the year under review.

#### **INSURANCE**

All the insurable interests of the company including inventories, building, plant & machinery etc. are adequately insured.

#### **DISCLOSURE UNDER THE SEXUAL HARASSMENT OF WOMEN AT WORKPLACE (PREVENTION, PROHIBITION AND REDRESSAL) ACT, 2013**

The Company has in place a policy on Prevention of Sexual Harassment at Workplace in line with the requirements of the Sexual Harassment of Women at Workplace (Prevention, Prohibition and Redressal) Act, 2013. The policy provides for protection against Sexual Harassment of Women at Workplace and for prevention and redressal of complaints.

No complaints were received from any employee during the financial year 2017-18 and hence, no complaints are outstanding as on March 31, 2018 for redressal.

#### **VIGIL MECHANISM**

The Company has formulated a Vigil Mechanism Policy for Directors and employees to report their genuine concerns about unethical behaviour, actual or suspected fraud or violation of the Codes of Conduct or policy. The necessary mechanism is in line with the requirements under the Companies Act, 2013. It provides for adequate safeguards against victimization of Directors and employees who avail of the mechanism and also provide for direct access to the Chairman of the Audit Committee in exceptional cases. None of the Whistle Blowers have been denied access to the Audit Committee. The said policy is available on the Company's website [www.nationalplastic.com](http://www.nationalplastic.com) under the Investor Section.

#### **CONSERVATION OF ENERGY, TECHNOLOGY ABSORPTION AND FOREIGN EXCHANGE EARNINGS AND OUTGO**

The particulars relating to conservation of energy, technology absorption, foreign exchange earnings and outgo, as required to be disclosed pursuant to Section 134 of the Companies Act, 2013 read with Rule 8(3) of Companies (Accounts) Rules, 2014 form part of this report and are set out in the **Annexure - 5** to this report.

### **RISK MANAGEMENT POLICY**

The Board of Directors of your Company has formulated a Risk Management Policy for the Company. It aims to identify, evaluate risks associated with the business viz. economic environment and market conditions, fluctuations in foreign currency, political environment, contractual compliance, credit risks, technology obsolescence, inflation, commodity prices, price fluctuation of raw materials and finished goods etc. Mitigation plans for the identified risks are drawn up based on the type of risks.

In the opinion of the Board, none of the above mentioned risks threaten the existence of the Company.

### **INTERNAL CONTROL SYSTEM AND THEIR ADEQUACY**

Your Company's Internal Control System, commensurate with the size, scale and complexity of its business operations. Your Company has maintained a proper and adequate system of internal controls. To maintain its objectivity and independence, the Internal Auditor reports to the Chairman of the Audit Committee of the Board.

The Internal Auditor monitors and evaluates the efficacy and adequacy of internal control system in the Company, its compliance with operating systems, accounting procedures and policies at all locations of the Company. Based on the report of internal auditor, corrective actions are undertaken in the respective areas and thereby strengthening the controls. Significant audit observations and corrective actions thereon are presented to the Audit Committee of the Board.

The Board has adopted policies and procedures for ensuring that all transactions are authorized, recorded and correctly reported, all assets are safeguarded and protected against loss from unauthorized use or disposition, reducing wastages and maintenance of proper accounting records for ensuring accuracy and reliability of its financial information. The Board has constituted an Audit Committee which meets periodically to review the financial performance and the accuracy of financial records.

The Management duly considers and takes appropriate action on the recommendations made by the Statutory Auditors and the Audit Committee of the Board of Directors.

### **COMPLIANCE WITH SECRETARIAL STANDARDS**

The Company is in compliance with the applicable Secretarial Standards issued by the Institute of Company Secretaries of India and approved by the Central Government under Section 118(10) of the Act.

### **STATUTORY DISCLOSURE**

- a. There is no change in the nature of business of the Company.
- b. In terms of the first proviso to Section 136 of the Companies Act, 2013, the Report and Accounts are being sent to all the shareholders and is available on the Company's website.
- c. There have been no material changes and commitments affecting the financial position of the Company which have occurred between the end of the financial year of the Company to which the financial statements relate and the date of the report.

### **SIGNIFICANT AND MATERIAL ORDERS PASSED BY THE REGULATORS OR COURTS**

There are no significant material orders passed by the Regulators/Courts which would impact the going concern status of the Company's operations in future.

### **LISTING FEES**

The Company has paid the Annual Listing fees to BSE Ltd. for the Financial Year 2018 – 2019.

### **TRANSFER TO INVESTOR EDUCATION AND PROTECTION FUND (IEPF)**

During the year under review, Your Company has transferred a sum of ₹10,14,322/- (Rupees Ten Lakhs Fourteen Thousand Three Hundred Twenty Two only) to Investor Education and Protection Fund, in compliance with the provisions of Section 124(5) of the Companies Act, 2013. The said amount represents

dividend for the FY 2009-10 which remained unclaimed by the members of the Company for a period exceeding 7 years from its due date of payment.

During the year 2017-18, 510232 equity shares in respect of which dividend has not been claimed by the shareholders for seven consecutive years for the final dividend declared in financial year 2009-10, were transferred to the Investor Education and Protection Fund pursuant to the provisions of Section 124(6) of the Companies Act, 2013 and the rules there under. The details of the shares and shareholders are available on the Company's website.

#### **GREEN INITIATIVE**

Your Company has considered and adopted the initiative of going green minimizing the impact on the environment. The Company has been circulating the copy of the Annual Report in electronic format to all those members whose email addresses are available with the Company. Your Company appeals other Members also to register themselves for receiving Annual Report/documents in electronic form. The E-Communication Registration Form has been annexed at the end of the annual report on page no. 101.

#### **AWARDS AND CERTIFICATION**

Your Directors are having immense pleasure to inform the members that the company has consecutively awarded third time Export Award winner by the Plastics Export Promotion Council.

#### **ACKNOWLEDGEMENTS**

Your Directors take this opportunity to express their deep and sincere gratitude to the customers and investors for their confidence and patronage, as well as to the vendors, bankers, financial institutions, and business associates, regulatory and governmental authorities for their co-operation, support and guidance. Your Directors would like to express a deep sense of appreciation for the support extended by the Company's unions and commitment shown by the employees in its continued robust performance on all fronts.

**For and on behalf of the Board of Directors**

**Date: August 03, 2018**  
**Place: Mumbai**

<b>Paresh V. Parekh</b>	<b>Ketan V. Parekh</b>
<b>Managing</b>	<b>Joint Managing</b>
<b>Director</b>	<b>Director</b>
<b>DIN: 00432673</b>	<b>DIN: 00432734</b>

**ANNEXURE - 1**

**FORM MGT-9**

**EXTRACT OF ANNUAL RETURN**

As on the financial year ended on March 31, 2018

[Pursuant to Section 92(3) of the Companies Act, 2013 and rule 12(1) of the Companies (Management and Administration) Rules, 2014]

**I. REGISTRATION AND OTHER DETAILS**

i.	CIN	L25200MH1987PLC044707
ii.	Registration Date	17/09/1987
iii.	Name of the Company	<b>National Plastic Industries Limited</b>
iv.	Category/Sub-Category of the Company	Public Company Limited by shares
v.	Address of the Registered office and contact details*	Office No. 213,214 & 215, 2 <sup>nd</sup> Floor, Hubtown Solaris, N. S. Phadke Marg, Andheri (East), Mumbai – 400069
vi.	Whether listed company	Yes
vii.	Name, Address and Contact details of Registrar and Transfer Agent, if any	Sharex Dynamic (India) Pvt Ltd., Unit No.1, Luthra Industrial Premises, Safed Pool, Andheri Kurla Road, Andheri (East), Mumbai - 400 072. Tel: 2851 5606 / 5644 / 6338  <b>Email Id:</b> sharexindia@vsnl.com <b>Website:</b> www.sharexindia.com

\*The Registered Office of the Company shifted to Office No. 213,214 & 215, 2<sup>nd</sup> Floor, Hubtown Solaris, N. S. Phadke Marg, Andheri (East), Mumbai – 400069 w.e.f May 29, 2018.

**II. PRINCIPAL BUSINESS ACTIVITIES OF THE COMPANY**

All the business activities contributing 10% or more of the total turnover of the company shall be stated:-

Sr. No.	Name and Description of main products / services	NIC Code of the Product/ service	% to total turnover of the company
1	Injection Moulded Products	25209	99%
2	Services (Renting out of leased in non residential building)	70102	1%

**III. PARTICULARS OF HOLDING, SUBSIDIARY AND ASSOCIATE COMPANIES-**

Sr. No	Name and Address of the Company	CIN/GLN	Holding/ Subsidiary/ Associate	% of Shares Held	Applicable Section
N.A					



**IV SHARE HOLDING PATTERN (Equity Share Capital Breakup as percentage of Total Equity)**

**i. Category-wise Share Holding**

Category of Shareholders	No. of Shares held at the beginning of the year April 01, 2017				No. of Shares held at the end of the year March 31, 2018				% Change during the year
	Demat	Physical	Total	% of Total Shares	Demat	Physical	Total	% of Total Shares	
<b>A. PROMOTER'S</b>									
<b>(1). INDIAN</b>									
(a). individual	5024626	0	5024626	55.036	5024626	0	5024626	55.036	0
(b). Central Govt.	-	0	-	-	-	0	-	-	0
(c). State Govt(s).	-	0	-	-	-	0	-	-	0
(d). Bodies Corpp.	148511	0	148511	1.627	148511	0	148511	1.627	0
(e). FIINS / BANKS.	-	-	-	-	-	0	-	-	0
(f). Any Other	-	0	-	-	-	0	-	-	0
<b>Sub-total (A) (1):-</b>	<b>5173137</b>	<b>0</b>	<b>5173137</b>	<b>56.663</b>	<b>5173137</b>	<b>0</b>	<b>5173137</b>	<b>56.663</b>	<b>0</b>
<b>(2). FOREIGN</b>									
(a). Individual NRI / For Ind	-	0	-	-	-	0	-	-	0
(b). Other Individual	-	0	-	-	-	0	-	-	0
(c). Bodies Corporates	-	0	-	-	-	0	-	-	0
(d). Banks / FII	-	0	-	-	-	0	-	-	0
(e). Qualified Foreign Investor	-	0	-	-	-	0	-	-	0
(f). Any Other Specify	-	0	-	-	-	0	-	-	0
<b>Sub-total (A) (2):-</b>	<b>0</b>	<b>0</b>	<b>0</b>	<b>0</b>	<b>0</b>	<b>0</b>	<b>0</b>	<b>0</b>	<b>0</b>
<b>Total shareholding of Promoter (A) = (A) (1)+(A)(2)</b>	<b>5173137</b>	<b>0</b>	<b>5173137</b>	<b>56.663</b>	<b>5173137</b>	<b>0</b>	<b>5173137</b>	<b>56.663</b>	<b>0</b>
<b>(B) (1). PUBLIC SHAREHOLDING</b>									
(a). Mutual Funds	0	7900	7900	0.087	-	0	-	-	-0.087
(b). Banks / FI	1200	100	1300	0.014	0	100	100	0.001	-0.013
(c). Central Govt.	-	0	-	-	-	0	-	-	0.000
(d). State Govt.	-	0	-	-	510132	0	510132	5.588	5.588
(e). Venture Capital Funds	-	0	-	-	-	0	-	-	0.000



**NATIONAL PLASTIC INDUSTRIES LIMITED**

Category of Shareholders	No. of Shares held at the beginning of the year April 01, 2017				No. of Shares held at the end of the year March 31, 2018				% Change during the year
	Demat	Physical	Total	% of Total Shares	Demat	Physical	Total	% of Total Shares	
(f). Insurance Companies	-	0	-	-	-	0	-	-	0.000
(g). FII's	0	300	300	0.003	-	0	-	-	-0.003
(h). Foreign Venture Capital Funds	-	0	-	-	-	0	-	-	0.000
(i). Others (specify)	-	0	-	-	-	0	-	-	0.000
<b>Sub-total (B)(1):-</b>	<b>1200</b>	<b>8300</b>	<b>9500</b>	<b>0.104</b>	<b>510132</b>	<b>100</b>	<b>510232</b>	<b>5.589</b>	<b>5.485</b>
<b>2. Non-Institutions</b>									
<b>(a). BODIES CORP.</b>									
(i). Indian	115862	15500	131362	1.439	206985	6400	213385	2.337	0.898
(ii). Overseas	-	0	-	-	-	0	-	-	0.000
<b>(b). Individuals</b>									
(i) Individual shareholders holding nominal share capital upto ₹1 lakh	1514686	1043936	2558622	28.026	1719025	687616	2406641	26.361	-1.665
(ii) Individual shareholders holding nominal share capital in excess of ₹1 lakh	869388	12300	881688	9.657	665559	12300	677859	7.425	-2.232
<b>(c). Other (specify)</b>									
Non Resident Indians	100290	184500	284790	3.119	58504	37200	95704	1.048	-2.071
Overseas Corporate Bodies	5600	0	5600	0.061	5600	0	5600	0.061	0
Foreign Nationals	-	0	-	-	-	0	-	-	0
Clearing Members	84901	0	84901	0.93	47042	0	47042	0.515	-0.415
Trusts	-	0	-	-	-	0	-	-	0
Foreign Boodies - D R	-	0	-	-	-	0	-	-	0
<b>Sub-total (B)(2):-</b>	<b>2690727</b>	<b>1256236</b>	<b>3946963</b>	<b>43.232</b>	<b>2702715</b>	<b>743516</b>	<b>3446231</b>	<b>37.747</b>	<b>-5.485</b>
<b>Total Public Shareholding (B)=(B)(1)+ (B)(2)</b>	<b>2691927</b>	<b>1264536</b>	<b>3956463</b>	<b>43.336</b>	<b>3212847</b>	<b>743616</b>	<b>3956463</b>	<b>43.336</b>	<b>0</b>
<b>C. Shares held by Custodian for GDRs &amp; ADRs</b>	<b>-</b>	<b>0</b>	<b>-</b>	<b>-</b>	<b>-</b>	<b>0</b>	<b>-</b>	<b>-</b>	<b>0</b>
<b>Grand Total (A+B+C)</b>	<b>7865064</b>	<b>1264536</b>	<b>9129600</b>	<b>100.00</b>	<b>8385984</b>	<b>743616</b>	<b>9129600</b>	<b>100.00</b>	<b>0</b>

**B. Shareholding of Promoters**

Sr. No.	Shareholder's Name	Shareholding at the beginning as on April 01, 2017			Shareholding at the end as on March 31, 2018			% changes in share holding during the year
		No. of Shares	% of total Shares of the company	% of shares Pledged/ encumbered to total shares	No. of Shares	% of total Shares of the company	% of shares Pledged/ encumbered to total shares	
1	Paresh Vinod Parekh	975001	10.68	0	975001	10.68	0	0
2	Preeti Paresh Parekh	975000	10.68	0	975000	10.68	0	0
3	Neeta Ketan Parekh	969000	10.61	0	969000	10.61	0	0
4	Ketan Vinod Parekh	834500	9.14	0	834500	9.14	0	0
5	Ketan Vinod Parekh HUF	552000	6.04	0	552000	6.04	0	0
6	Harsh Paresh Parekh	326500	3.57	0	326500	3.57	0	0
7	Vivek P Parekh	290025	3.17	0	290025	3.17	0	0
8	Enpee Credit And Capital (India) Private Limited	148511	1.62	0	148511	1.62	0	0
9	Paresh Vinod Parekh HUF	102600	1.12	0	102600	1.12	0	0

**C. Change in Promoter's Shareholding (Please specify, if there is no change)**

Sr. No.	Shareholder's Name	Shareholding at the Beginning of the Year			Shareholding at the end of the Year			% of total Shares of the company
		No. of Shares at the beginning /end of the Year	% of the Shares of the company	Date	Increasing/ Decreasing in shareholding	Reason	No. of shares	
N.A								

**D. Shareholding Pattern of top ten Shareholders (other than Directors, Promoters and Holders of GDRs and ADRs):**

Sr. No.	Name	No. of Shares at the beginning /end of the Year	% of the Shares of the company	Date	Increasing/ Decreasing in shareholding	Reason	No. of shares	% of total Shares of the company
1	Investor Education And Protection Fund	510132	5.588	January 19, 2018		No Change		
	-Closing Balance			March 31, 2018			510132	5.588

NATIONAL PLASTIC INDUSTRIES LIMITED

Sr. No.	Name	No. of Shares at the beginning /end of the Year	% of the Shares of the company	Date	Increasing/ Decreasing in shareholding	Reason	No. of shares	% of total Shares of the company
2	Subramanian P	124000	1.358	April 01, 2017		No Change		
	-Closing Balance			March 31, 2018			124000	1.358
3	Pinky Sambhria	106498	1.167	April 01, 2017				
				April 07, 2017	21	Buy	106519	1.167
				April 28, 2017	-5896	Sold	100623	1.102
				May 05, 2017	-500	Sold	100123	1.097
				May 26, 2017	3332	Buy	103455	1.133
				June 09, 2017	1969	Buy	105424	1.155
				June 23, 2017	2915	Buy	108339	1.187
				July 14, 2017	1777	Buy	110116	1.206
				July 28, 2017	18	Buy	110134	1.206
				August 11, 2017	4	Buy	110138	1.206
				August 18, 2017	376	Buy	110514	1.211
				August 25, 2017	708	Buy	111222	1.218
				October 27, 2017	283	Buy	111505	1.221
				November 03, 2017	-300	Sold	111205	1.218
				November 24, 2017	82	Buy	111287	1.219
				January 26, 2018	15	Buy	111302	1.219
	-Closing Balance			March 31, 2018	-1316	Sold	109986	1.205
4	Indra Lal	57855	0.634	April 01, 2017				
	-Closing Balance			March 31, 2018		No Change	57855	0.634

Sr. No.	Name	No. of Shares at the beginning /end of the Year	% of the Shares of the company	Date	Increasing/ Decreasing in shareholding	Reason	No. of shares	% of total Shares of the company
5	Transworld Securities Ltd	50585	0.554	April 01, 2017				
				April 07, 2017	-136	Sold	50449	0.553
				April 14, 2017	322	Buy	50771	0.556
				April 21, 2017	355	Buy	51126	0.56
				April 28, 2017	-336	Sold	50790	0.556
				May 05, 2017	-441	Sold	50349	0.551
				May 26, 2017	50	Buy	50399	0.552
				June 02, 2017	-1410	Sold	48989	0.537
				June 09, 2017	-152	Sold	48837	0.535
				June 16, 2017	-980	Sold	47857	0.524
				June 23, 2017	-367	Sold	47490	0.52
				July 14, 2017	-15	Sold	47475	0.52
				July 21, 2017	-255	Sold	47220	0.517
				July 28, 2017	-417	Sold	46803	0.513
				August 11, 2017	-150	Sold	46653	0.511
				August 25, 2017	-1729	Sold	44924	0.492
				September 01, 2017	-700	Sold	44224	0.484
				October 06, 2017	60	Buy	44284	0.485
				October 13, 2017	249	Buy	44533	0.488
				October 20, 2017	10	Buy	44543	0.488
				October 27, 2017	293	Buy	44836	0.491
				November 03, 2017	288	Buy	45124	0.494

NATIONAL PLASTIC INDUSTRIES LIMITED

Sr. No.	Name	No. of Shares at the beginning /end of the Year	% of the Shares of the company	Date	Increasing/ Decreasing in shareholding	Reason	No. of shares	% of total Shares of the company
				November 10, 2017	974	Buy	46098	0.505
				November 17, 2017	-1068	Sold	45030	0.493
				November 24, 2017	-799	Sold	44231	0.484
				December 01, 2017	-147	Sold	44084	0.483
				December 08, 2017	-250	Sold	43834	0.48
				December 15, 2017	-246	Sold	43588	0.477
				December 22, 2017	-150	Sold	43438	0.476
				December 29, 2017	-60	Sold	43378	0.475
				January 12, 2018	-45	Sold	43333	0.475
				January 19, 2018	423	Buy	43756	0.479
				January 26, 2018	37	Buy	43793	0.48
				February 02, 2018	268	Buy	44061	0.483
				February 16, 2018	-153	Sold	43908	0.481
				February 23, 2018	-75	Sold	43833	0.48
				March 02, 2018	353	Buy	44186	0.484
				March 09, 2018	355	Buy	44541	0.488
				March 16, 2018	299	Buy	44840	0.491
				March 23, 2018	10	Buy	44850	0.491
	-Closing Balance			March 31, 2018			44850	0.491
6	Kiran Tulsyan	51117	0.56	April 01, 2017				
				October 06, 2017	-1100	Sold	50017	0.548

Sr. No.	Name	No. of Shares at the beginning /end of the Year	% of the Shares of the company	Date	Increasing/ Decreasing in shareholding	Reason	No. of shares	% of total Shares of the company
				October 13, 2017	-17000	Sold	33017	0.362
				October 27, 2017	-335	Sold	32682	0.358
				November 24, 2017	4500	Buy	37182	0.407
				December 01, 2017	-900	Sold	36282	0.397
				January 12, 2018	400	Buy	36682	0.402
	-Closing Balance			March 31, 2018			36682	0.402
7	Rajesh Arora	35000	0.383	April 01, 2017				
				September 22, 2017	1100	Buy	36100	0.395
	-Closing Balance			March 31, 2018			36100	0.395
8	Devika Lal	31400	0.344	April 01, 2017				
	-Closing Balance			March 31, 2018		No Change	31400	0.344
9	Trupti Uday Merchant	25000	0.274	April 01, 2017				
	-Closing Balance			March 31, 2018		No Change	25000	0.274
10	Murarilal Tulsyan HUF	27511	0.301	April 01, 2017				
				April 14, 2017	-500	Sold	27011	0.296
				October 13, 2017	-4000	Sold	23011	0.252
				October 27, 2017	-197	Sold	22814	0.25
	-Closing Balance			March 31, 2018			22814	0.25

The shares of the Company are traded on a daily basis and hence the increase / decrease in shareholding are indicated based on the benpos date.

NATIONAL PLASTIC INDUSTRIES LIMITED

**E. Shareholding of Directors and Key Managerial Personnel:**

Sr. No.	Shareholding of each Directors and each Key Managerial Personnel	Shareholding at the beginning of the year		Cumulative Shareholding during the Year	
		No. of shares	% of total shares of the company	No. of shares	% of total shares of the company
<b>Directors</b>					
<b>1.</b>	<b>Paresh V. Parekh</b>				
	At the beginning of the year	975001	10.68	975001	10.68
	Increase/Decrease				
	At the end of the year			975001	10.68
<b>2.</b>	<b>Ketan V. Parekh</b>				
	At the beginning of the year	834500	9.14	834500	9.14
	Increase/Decrease				
	At the end of the year			834500	9.14
<b>3.</b>	<b>Jyoti Palekar</b>				
	At the beginning of the year	-	-	-	-
	At the end of the year			-	-
<b>4.</b>	<b>Dilip Thaker</b>				
	At the beginning of the year	-	-	-	-
	At the end of the year			-	-
<b>5.</b>	<b>Neeta K.Parekh</b>				
	At the beginning of the year	969000	10.61	969000	10.614
	Increase/Decrease				
	At the end of the year			969000	10.614
<b>KMPs</b>					
<b>1.</b>	<b>Harsh P. Parekh*</b>				
	At the beginning of the year	326500	3.58	326500	3.58
	Increase/Decrease				
	At the end of the year			326500	3.58
<b>2.</b>	<b>Swati J. Zawar^</b>				
	At the beginning of the year	1	0.00	1	0.00
	At the end of the year			1	0.00
<b>3.</b>	<b>Umesh L. Shenoy#</b>				
	At the beginning of the year	NIL	NIL	NIL	NIL
	Increase/Decrease				
	At the end of the year			NIL	NIL

\*Mr. Harsh P. Parekh was Chief Financial Officer till May 13, 2017 and thereafter, he was appointed as Whole-time Director with the approval of shareholders in the AGM held on September 20, 2017.

# Mr. Umesh L. Shenoy was appointed as Chief Financial Officer w.e.f from May 14, 2017.

^Ms. Swati Zawar resigned w.e.f April 10, 2018.

**F. INDEBTEDNESS**

Indebtedness of the Company including interest outstanding/accrued but not due for payment

Particulars	Secured Loans excluding deposits	Unsecured Loans	Deposits	Total Indebtedness
<b>Indebtedness at the beginning of the financial year</b>				
i) Principal Amount	279,388,274	111,992,726	-	391,380,999
ii) Interest due but not paid	-	-	-	-
iii) Interest accrued but not due	-	-	-	-
<b>Total (i+ii+iii)</b>	<b>279,388,274</b>	<b>111,992,726</b>	<b>-</b>	<b>391,380,999</b>
<b>Change in Indebtedness during the financial year</b>				
* Addition	2,084,691,514	3,500,900	-	2,088,192,414
* Reduction	2,055,203,361	11,142,556	-	2,066,345,917
<b>Net Change</b>	<b>29,488,153</b>	<b>-7,641,656</b>	<b>-</b>	<b>21,846,497</b>
<b>Indebtedness at the end of the financial year</b>				
i) Principal Amount	308,876,427	10,4351,070	-	413,227,497
ii) Interest due but not paid	-	-	-	-
iii) Interest accrued but not due	-	-	-	-
<b>Total (i+ii+iii)</b>	<b>308,876,427</b>	<b>10,4351,070</b>	<b>-</b>	<b>413,227,497</b>

**XI. REMUNERATION OF DIRECTORS AND KEY MANAGERIAL PERSONNEL**

**A. Remuneration to Managing Director, Whole-time Directors and/or Manager**

Sr. No.	Particulars of Remuneration	Name of MD/WTD			Total Amount
		Paresh V. Parekh	Ketan V. Parekh	Harsh P. Parekh*	
1	Gross salary				
	(a) Salary as per provisions contained in section 17(1) of the Income-tax Act, 1961	10,80,000	10,80,000	23,84,129	46,19,167
	(b) Value of perquisites u/s 17(2) Income-tax Act, 1961	-	-	-	-
	(c) Profits in lieu of salary under section 17(3) Income-tax Act, 1961	-	-	-	-
2	Stock Option	-	-	-	-
3	Sweat Equity	-	-	-	-
4	Commission	-	-	-	-
	- as % of profit	-	-	-	-
	- others, specify...	-	-	-	-
5	Others – Perquisite (Club Fees)	75,038	-	-	-
	<b>Total (A)</b>	<b>-</b>	<b>-</b>	<b>-</b>	<b>-</b>
	Ceiling as per the Act	Not exceeding 10% of the Net Profits of the Company			
	<b>Total</b>	<b>11,55,038</b>	<b>10,80,000</b>	<b>23,84,129</b>	<b>46,19,167</b>

\*Mr. Harsh P. Parekh was appointed as Additional Director w.e.f June 01, 2017 and thereafter, he was appointed as Whole-time Director in the 30<sup>th</sup> Annual General Meeting held on September 20, 2017.



**B. Remuneration to other directors**

Sr. No.	Particulars of Remuneration	Name of Directors		Total Amount
		Jyoti Palekar	Dilip Thaker	
1	<b>Independent Directors</b>			
	Fee for attending board/ committee meetings	81,000	69,000	1,50,000
	Commission	-	-	-
	Others, please specify	-	-	-
	Total (1)			
2	<b>Other Non-Executive Directors</b>			
	Fee for attending board committee meetings	-	-	-
	Commission	-	-	-
	Others, please specify	-	-	-
	Total (2)	-	-	-
	<b>Total (B)=(1+2)</b>	<b>81, 000</b>	<b>69, 000</b>	<b>1,50,000</b>
	Overall Ceiling as per the Act	Not exceeding 11% of the Net Profits of the Company		

**C. REMUNERATION TO KEY MANAGERIAL PERSONNEL OTHER THAN MD/MANAGER/WTD**

Sr. No.	Particulars of Remuneration	Key Managerial Personnel			
		CFO	Company Secretary	CFO	Total
		Harsh P. Parekh*	Swati Zawar^	Umesh L. Shenoy#	
1	Gross salary	4,02,000	5,94,392	13,07,300	23,03,692
	(a) Salary as per provisions contained in section 17(1) of the Income-tax Act, 1961				
	(b) Value of perquisites u/s 17(2) Income-tax Act, 1961	-	-	-	-
	(c) Profits in lieu of salary under section 17(3) Income- tax Act, 1961	-	-	-	-
2	Stock Option	-	-	-	-
3	Sweat Equity	-	-	-	-
4	Commission - as % of profit - others, specify...	-	-	-	-
	Others, please specify	-	-	-	-
	<b>Total</b>	<b>402,000</b>	<b>5,94,392</b>	<b>13,07,300</b>	<b>23,03,692</b>

**Notes:**

\*Mr. Harsh P. Parekh was Chief Financial Officer till May 13, 2017.

#Mr. Umesh L. Shenoy was appointed as Chief Financial Officer w.e.f May 14, 2017.

^Ms. Swati Zawar resigned w.e.f April 10, 2018.

**XII. PENALTIES / PUNISHMENT/ COMPOUNDING OF OFFENCES:**

There have been no penalties/punishments/compounding of offences under Companies Act, 2013.

**ANNEXURE 2**

**DETAILS OF RATIO OF REMUNERATION OF DIRECTOR**

[Pursuant to Section 197(12) of the Companies Act, 2013 and rule 5(1) of the Companies (Appointment and Remuneration of Managerial Personnel) Rules, 2014]

Sr. No.	Information Required	Inputs
1	The ratio of the remuneration of each director to the median remuneration of the employees of the company for the financial year	Annexure 2.1
2	The percentage increase in remuneration of each director, Chief Financial Officer, Chief Executive Officer, Company Secretary or Manager, if any, in the financial year	Annexure 2.1
3	The percentage increase in the median remuneration of employees in the financial year	(17.07%)
4	The number of permanent employees on the rolls of company	216
5	Average percentage increase in salaries of non-managerial personnel is: (15.67%) Average percentage increase in salaries of managerial personnel is: 15.05% Justification for increase in the managerial remuneration: Increase in the remuneration of the Managerial Personnel, during the year under review, was given, keeping in view the remuneration trends in industry and based on market competitiveness as against its peer group.	
6	The key parameters for any variable component of remuneration availed by the directors	Not Applicable

The Board of Directors of the Company affirms that the remuneration is as per the remuneration policy of the Company.

**ANNEXURE 2.1**

Sr. No.	Name of the Director / Key Managerial Personnel	Designation	Ratio of the remuneration of each director to the median remuneration of the employees of the company	% increase / (decrease) in the Remuneration
1	Mr. Paresh V. Parekh	Managing Director	15.32:1	25.00
2	Mr. Ketan V. Parekh	Joint Managing Director	14.33:1	16.88
3	Mrs. Jyoti Palekar	Independent Director	1.07:1	3.85
4	Mr. Dilip Thaker	Independent Director	0.92:1	4.55
5	Mrs. Neeta Parekh	Non-Executive Director	NA	NA

Sr. No.	Name of the Director / Key Managerial Personnel	Designation	Ratio of the remuneration of each director to the median remuneration of the employees of the company	% increase / (decrease) in the Remuneration
6	Mr. Harsh Parekh*	Whole-time Director	31.63:1	N.A
7	Ms. Swati Zavar^	Company Secretary	NA	7.31
8	Mr. Umesh L. Shenoy#	Chief Financial Officer	NA	NA
9	Mr. Harsh Parekh*	Chief Financial Officer	NA	*(84.17)

Percentage increase reflects remuneration paid in FY 2017-18.

**Notes:**

\*Mr. Harsh P. Parekh was chief Financial Officer till May 13, 2017. He was appointed as Additional Director w.e.f June 01, 2017 and thereafter, he was appointed as Whole-time Director in the 30<sup>th</sup> Annual General Meeting held on September 20, 2017.

# Mr. Umesh L. Shenoy was appointed as Chief Financial Officer w.e.f May 14, 2017.

^Ms. Swati Zavar resigned w.e.f April 10, 2018.

**For and on behalf of the Board of Directors**

**Date: August 03, 2018**  
**Place: Mumbai**

**Paresh V. Parekh**  
**Managing Director**  
**DIN: 00432673**

**Ketan V. Parekh**  
**Joint Managing Director**  
**DIN: 00432734**

**ANNEXURE 3 – DETAILS OF TOP TEN EMPLOYEES IN TERMS OF REMUNERATION**

[Pursuant to Section 197(12) of the Companies Act, 2013 and rule 5(2) & 5(3) of the Companies (Appointment and Remuneration of Managerial Personnel) Rules, 2014 and Companies (Appointment and Remuneration of Managerial Personnel) Amendment Rules, 2016]

Sr. No.	Name	Designation	Remuneration	Nature of Employment	Qualification & Experience	Date of Commencement of employment	Age	Last employment held before joining the Company	Percentage of equity shares held by the employee holding not less than 2% of equity shares of the Company	Relation with any Director or Manager of the Company and if so, name of such director or manager
1	Harsh Paresh Parekh	Whole – Time Director	2,786,129	Permanent	Masters in Global Management from Regent's College, UK & 10 Years	01.10.2007	29	-	3.58	Son of Mr. Paresh Vinod Parekh, Managing Director of the Company.
2	Umesh L Shenoy	Chief Financial Officer	1,550,220	Permanent	CA & 25 Years	01.12.1993	59	-	N.A.	N.A.
3	Jayant Sarkhell	GM-Sales & Marketing	1,353,182	Permanent	B.Sc.(Chemistry) & 27 Years	16.06.2016	50	Hindustan Unilever Ltd.	N.A.	N.A.
4	Paresh Vinod Parekh	Managing Director	1,155,038	Permanent	Bachelors in Business Management, USA	10.03.1993	53	N.A.	21.36% along with spouse	Brother – Mr. Ketan V. Parekh
5	Ketan Vinod Parekh	Joint Managing Director	1080000	Permanent	Bachelors in Business Management, USA	10.05.1993	50	N.A.	19.75% along with spouse	Spouse – Ms. Neeta Parekh
6	Krishna Rao Yegireddi	Plant Manager – Nellore	961,900	Permanent	B.E. (Mech ) & 26 Years	08.03.2011	53	Cameroon Packaging Ltd.	N.A.	N.A.
7	Samineni B Naidu	GM – Flooring	931,617	Permanent	B. Com	01.09.2016	52	N.A.	N.A.	N.A.
8	James John	GM – Export	771,912	Permanent	B.A.	01.06.2013	53	N.A.	N.A.	N.A.
9	Rasik Patel	Machinery Head – Silvassa	703,069	Permanent	ITI & 23 Years	06.06.2010	45	Mutual Ind Inc	N.A.	N.A.
10	Ajaykumar Jha	Plant Manager (Patna)	699,276	Permanent	B.Sc (Chemistry) & 22 Years	01.02.2011	44	Time Technoplast Limited	N.A.	N.A.

**For and on behalf of the Board of Directors**

**Paresh V. Parekh**      **Ketan V. Parekh**  
Managing Director      Joint Managing Director  
DIN: 00432673      DIN: 00432734

**Place: Mumbai**  
**Date: August 03, 2018**

**ANNEXURE 4 – SECRETARIAL AUDIT REPORT**

**Form No. MR-3  
SECRETARIAL AUDIT REPORT**

**FOR THE FINANCIAL YEAR ENDED MARCH 31, 2018**

[Pursuant to section 204(1) of the Companies Act, 2013 and Rule No. 9 of the Companies (Appointment and Remuneration of Managerial Personnel) Rules, 2014]

To,

The Members,

National Plastic Industries Limited

I have conducted the secretarial audit of the compliance of applicable statutory provisions and the adherence to good corporate practices by National Plastic Industries Limited (hereinafter called 'the Company'). Secretarial Audit was conducted in a manner that provided me a reasonable basis for evaluating the corporate conducts/statutory compliances and expressing my opinion thereon.

Based on my verification of the Company's books, papers, minute books, forms and returns filed and other records maintained by the company and also the information provided by the Company, its officers, agents and authorized representatives during the conduct of secretarial audit, I hereby report that in my opinion, the Company has, during the audit period covering the financial year ended on March 31, 2018 ('Audit Period') complied with the statutory provisions listed hereunder and also that the Company has proper Board-processes and compliance-mechanism in place to the extent, in the manner and subject to the reporting made hereinafter:

I have examined the books, papers, minute books, forms and returns filed and other records maintained by the Company for the financial year ended on March 31, 2018 according to the provisions of:

- (i) The Companies Act, 2013 (the Act) and the rules made thereunder;
- (ii) The Securities Contracts (Regulation) Act, 1956 ('SCRA') and the rules made thereunder;
- (iii) The Depositories Act, 1996 and the Regulations and Bye-laws framed thereunder;
- (iv) Foreign Exchange Management Act, 1999 and the rules and regulations made thereunder to the extent of Foreign Direct Investment, Overseas Direct Investment and External Commercial Borrowings;
- (v) The following Regulations and Guidelines prescribed under the Securities and Exchange Board of India Act, 1992 ('SEBI Act'):-
  - (a) The Securities and Exchange Board of India (Substantial Acquisition of Shares and Takeovers) Regulations, 2011;
  - (b) The Securities and Exchange Board of India (Prohibition of Insider Trading) Regulations, 2015;
  - (c) The Securities and Exchange Board of India (Issue of Capital and Disclosure Requirements) Regulations, 2009;
  - (d) The Securities and Exchange Board of India (Share Based Employee Benefits) Regulations, 2014 (Not applicable to the Company during the Audit Period);
  - (e) The Securities and Exchange Board of India (Issue and Listing of Debt Securities) Regulations, 2008 (Not applicable to the Company during the Audit Period);
  - (f) The Securities and Exchange Board of India (Registrars to an Issue and Share Transfer Agents) Regulations, 1993 regarding the Companies Act and dealing with client;
  - (g) The Securities and Exchange Board of India (Delisting of Equity Shares) Regulations, 2009 (Not applicable to the Company during the Audit Period) and

- (h) The Securities and Exchange Board of India (Buyback of Securities) Regulations, 1998 (Not applicable to the Company during the Audit Period);
- (vi) Other laws specifically applicable to the Company namely:
- (a) Water (Prevention & Control of Pollution) Act, 1974;
  - (b) The Air (Prevention & Control of Pollution) Act, 1981;
  - (c) The Legal Metrology Act, 2009

I have also examined compliance with the applicable clauses of the following:

- (i) Secretarial Standards issued by The Institute of Company Secretaries of India.
- (ii) The Listing Agreement entered into by the Company with BSE Ltd. read with the Securities and Exchange Board of India (Listing Obligations and Disclosure Requirements) Regulations, 2015["SEBI(LODR), Regulations 2015"].

During the period under review the Company has complied with the provisions of the Act, Rules, Regulations, Guidelines, Standards, etc. mentioned above except the following

1. The Unaudited Financial Results (UFR) of the Company for the quarter ended June 30, 2017 were approved by the Board at its meeting held on August 10, 2017 and the same were submitted with the BSE Ltd. in pdf within stipulated time, however the same which were required to be filed in XBRL mode within 24 hours from the conclusion of the Board Meeting, were filed in XBRL mode on August 16, 2017.
2. There was delay in few cases for issue of duplicate share certificates beyond period of 30 days, as required under Regulation 39 of the SEBI(LODR), 2015.

**I further report that**

The Board of Directors of the Company is duly constituted with proper balance of Executive Directors, Non-Executive Directors and Independent Directors. The changes in the composition of the Board of Directors that took place during the period under review were carried out in compliance with the provisions of the Act.

Adequate notice is given to all directors to schedule the Board Meetings, agenda and detailed notes on agenda were generally sent at least seven days in advance, and a system exists for seeking and obtaining further information and clarifications on the agenda items before the meeting and for meaningful participation at the meeting.

Majority decision of the Board of Directors and its Committees is carried through and are captured and recorded as part of the minutes. There were no dissenting views.

**I further report that** there are adequate systems and processes in the company commensurate with the size and operations of the company to monitor and ensure compliance with applicable laws, rules, regulations and guidelines.

**For JAYSHREE A. LALPURIA & CO.  
PRACTISING COMPANY  
SECRETARIES**

**Place: Mumbai  
Date: July 04, 2018**

**Jayshree A. Lalpuria  
Proprietor  
ACS: 17629 CP: 7109**

Note: This report is to be read with our letter of even date which is annexed as **Annexure A** and forms an integral part of this report.

**ANNEXURE A**

To,

The Members,

**National Plastic Industries Limited**

Secretarial Audit Report of even date is to be read along with this letter.

1. The compliance of provisions of all laws, rules, regulations, standards applicable to **National Plastic Industries Limited** (the 'Company') is the responsibility of the management of the Company. My examination was limited to the verification of records and procedures on test check basis for the purpose of issue of the Secretarial Audit Report.
2. Maintenance of secretarial and other records of applicable laws is the responsibility of the management of the Company. My responsibility is to issue Secretarial Audit Report, based on the audit of the relevant records maintained and furnished to me by the Company, along with explanations where so required.
3. I have followed the audit practices and processes as were appropriate to obtain reasonable assurance about the correctness of the contents of the secretarial and other legal records, legal compliance mechanism and corporate conduct. The verification was done on test check basis to ensure that correct facts as reflected in secretarial and other records produced to me. I believe that the processes and practices I followed, provides a reasonable basis for my opinion for the purpose of issue of the Secretarial Audit Report.
4. I have not verified the correctness and appropriateness of financial records and Books of Accounts of the company.
5. Wherever required, I have obtained the management representation about the compliance of laws, rules and regulations and major events during the audit period.
6. The Secretarial Audit report is neither an assurance as to the future viability of the company nor of the efficacy or effectiveness with which the management has conducted the affairs of the Company.

**For JAYSHREE A. LALPURIA & CO.  
PRACTISING COMPANY  
SECRETARIES**

**Place: Mumbai  
Date: July 04, 2018**

**Jayshree A. Lalpuria  
Proprietor  
ACS: 17629 CP: 7109**

## ANNEXURE – 5

### Conservation Of Energy, Technology Absorption and Foreign Exchange Earnings and Outgo

Pursuant to Section 134 of the Companies Act, 2013 read with Companies (Accounts) Rules, 2014

#### A. CONSERVATION OF ENERGY:

Your Company has always been conscious of the need for conservation of energy and natural resources and considers it as a focus area.

The steps taken for Energy Conservation:

- Energy efficiency improvement initiatives have been implemented across all the Plants and Offices by undertaking various energy and resource conservation measures. Your Company continues its policy of giving priority to energy conservation measures including regular review of energy generation, consumption and control on utilization thereof.
- Efficient control and streamlining of the manufacturing process and proper maintenance of all equipment.
- Plant and Machinery are regularly serviced, updated and overhauled and maintained in good condition.
- Various process changes and replacement of certain conventional equipment.
- Installation of Energy efficient LED Lights in place of the conventional lights.
- Close monitoring of lighting system by providing dedicated team to avoid unwanted lighting power.
- Transparent sheets were used on roof tops to provide natural light in shop floor.
- Energy saving aerogal technology barrel heater jackets were used for injection mouldings machine to reduce heat loss and atmospheric temperature.

The adoption of energy conservation measures indicated above have resulted in optimum efficiency in operation and saving & controlling in the cost of production. The company is continuously striving for energy saving opportunities.

The total energy consumption and consumption per unit of production are as under:

Electricity	2017-2018				2016-2017			
	Silvassa	Patna	Nellore	Total	Silvassa	Patna	Nellore	Total
Unit Purchased	4,646,368	1,061,980	1,852,220	7,560,568	4,442,960	1,008,800	1,951,334	7,403,094
Total Value	20,224,150	7,971,977	15,538,494	43,734,621	22,291,956	6,899,661	16,126,246	45,317,863
Rate per unit	4.35	7.51	8.39	5.78	5.02	6.84	8.26	6.12

#### B. TECHNOLOGY ABSORPTION

##### i. Efforts made towards technology absorption & development

- Continuously monitoring the production patterns.
- Constantly striving to develop new designs and products
- Quality Management



- Enhancing the productivity - changed the water system so as to enable efficient cooling of moulds which in turn increases the productivity.
- Investing in new moulds and machinery

**ii. Benefits derived as a result of the above efforts**

- Improvement in quality of products and increase in production
- New range of designs and new and competitive products lines.
- Enhanced development capabilities.

The technological pattern is subject to constant changes as per the expectations of the end user of the products.

The Company has not imported any technology or process knowhow.

**C. FOREIGN EXCHANGE EARNINGS AND OUTGO**

The total foreign exchange used and earned is as follows:

Particulars	2017-2018	2016-2017
Foreign Exchange Earned	165,184,511	156,248,478
Foreign Exchange Used	26,263,888	61,598,621

**For and on behalf of the Board of Directors**

<b>Paresh V. Parekh</b>	<b>Ketan V. Parekh</b>
<b>Managing Director</b>	<b>Joint Managing Director</b>
<b>DIN: 00432673</b>	<b>DIN: 00432734</b>

**Place: Mumbai**  
**Date: August 03, 2018**

## MANAGEMENT DISCUSSION AND ANALYSIS

The Management of National Plastic Industries Limited is pleased to present its analysis report covering the performance of the Company for the Financial Year (FY) 2017-18 and the outlook for the future.

The Indian plastics industry made a promising beginning in 1957 with the production of polystyrene. Thereafter, significant progress has been made, and the industry has grown and diversified rapidly. The industry spans the country and hosts more than 2,000 exporters. It employs about 4 million people and comprises more than 30,000 processing units, 85-90 percent of which are small and medium-sized enterprises.

- Domestic consumption of plastic is expected to touch 20 million Metric Tonnes by 2020.
- The Indian plastics industry produces and exports a wide range of raw materials, plastic-moulded extruded goods, polyester films, moulded / soft luggage items, writing instruments, plastic woven sacks and bags, polyvinyl chloride (PVC), leather cloth and sheeting, packaging, consumer goods, sanitary fittings, electrical accessories, laboratory / medical surgical ware, tarpaulins, laminates, fishnets, travelware, and others.
- The Indian plastics industry offers excellent potential in terms of capacity, infrastructure and skilled manpower. It is supported by a large number of polymer producers, and plastic process machinery and mould manufacturers in the country.
- Among the industry's major strengths is the availability of raw materials in the country. Thus, plastic processors do not have to depend on imports. These raw materials, including polypropylene, high-density polyethylene, low-density polyethylene and PVC, are manufactured domestically.

(Source: <https://www.ibef.org/exports/plastic-industry-india.aspx>)

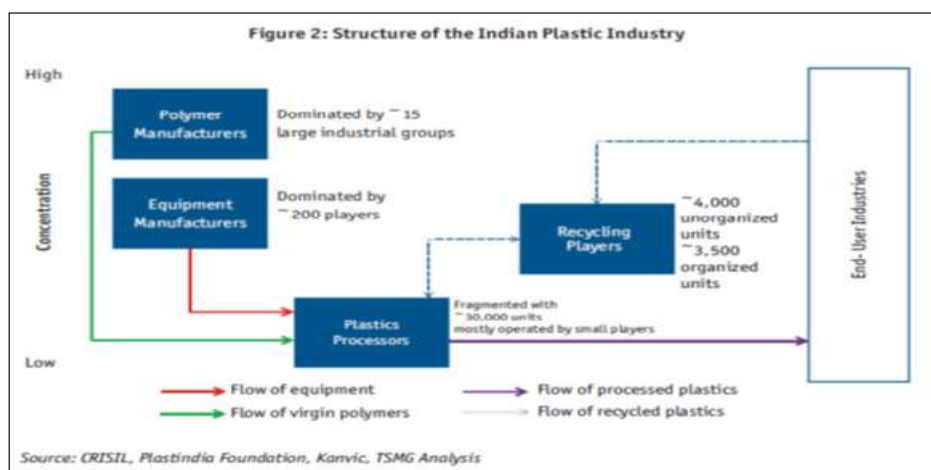
### Indian Plastic Industry

The plastic industry caters to the entire spectrum of daily use items and covers almost every sphere of life such as clothing, housing, construction, furniture, automobiles, household items, agriculture, horticulture, irrigation, packaging, medical appliances, electronics and electrical items.

The entire chain in the Plastic industry can be classified into:

- Upstream sector: Manufacturing of polymers and
- Downstream sector: Conversion of polymers into plastic articles

The upstream polymer manufacturers have commissioned globally competitive size plants with imported state-of-art technology from the world leaders. The upstream petrochemical industries have also witnessed consolidation to remain globally competitive.



The downstream plastic processing industry is highly fragmented and consists of micro, small and medium units. There are over 30,000 registered plastic processing units of which about 85-90% are in the small-scale sector. The small-scale sector, however, accounts for only about 25% of polymer consumption. The industry also consumes recycled plastic, which constitutes about 30% of total consumption.

**Table 1: Classification of plastic products by type of process**

Processes	Products manufactured
Extrusion	Films and sheets, fibre and filaments pipes, conduits and profiles, miscellaneous applications
Injection moulding	Industrial injection moulding, household injection moulding and thermoware/ moulded luggage
Blow moulding	Bottles, containers, toys and housewares
Rotomoulding	Large circular tanks such as water tanks

(<http://www.ipfonline.com/news/detailnews/Plastics-industry-Spurring-India-s-economic-growth/Technical%20Articles/8895/9718>)

#### **Company Overview**

**National Plastic** started its production in a very humble manner in the year 1952 in a 500 sq.ft. premises, manufacturing plastic Buttons for shirts etc. Over the years National has been a market leader in innovating new and interesting homeware products. It did not take National Plastic long to become not only India's leading manufacturer of houseware products but also the largest exporter of plastic furniture in India.

**National Plastic Industries Ltd.**, then took a quantum leap and commenced the commercial production of Molded Furniture in 1994 and since then has gone from strength to strength. Today National Molded Furniture is available throughout India and has been widely accepted by both traders as well as consumers. National has a varied range of products that can suit all applications and different kinds of budgets. Consumers prefer National Molded Furniture for its quality, color, finishing and latest/ modular designs.

#### **Company Outlook**

The rich history of the company is reflected in its brand image as the company National has become the household name in Plastics in India.

National Plastic has been marketing their products under the brand name "NATIONAL". Today 'National Plastic Industries Ltd' is an ISO- 9001:2008 ACCREDITED COMPANY and "NATIONAL" products are available in Asian, western countries etc. "National Plastics Industries Ltd." with its constant Endeavour for innovation will continue to introduce many new and innovative products both for domestic as well as International markets and thereby will fulfill its commitment to the society as a whole by offering premium quality products at the most affordable prices.

The introduction of GST regime affected the micro, small and medium enterprises (MSMEs) in plastic sector as a large number of plastic items were placed in the 18 per cent and 28 per cent tax brackets. This will adversely impact the sales growth. However, now the plastic products are placed under 18 per cent tax bracket which has helped the Company to achieve the sales growth.

Also, it is beneficial in the long run in view of the creation of a common Indian market and a gradual shift from unorganized market players to organized market players.

The Company is taking all efforts to improve the quality and productivity to get more orders at competitive rates. The Company has also undertaken various measures to cut down the cost and re-arrange the product and sales mix. The Company has planned to introduce high end products in order to increase the market share and improve the margins.

The Company foresees huge opportunity for growth in the business of plastic furniture segment.

Persistent efforts have been made by the Company to maintain higher sales volume and reduce finance costs.

Globalisation, rapid change in technology and growing consumerism have brought with it sweeping changes and abundant opportunities for plastic companies to grow locally and globally. Per capita plastic consumption in India is about 10 kg per person compared with about 90-100 kg in the US and 50 kg in Europe. The industry will witness significant investments in the next few years as per capita consumption goes up. The growth will be aided with rise in availability of polymers as petrochemical companies increase their capacity and range of products.

### **Risk and Concerns**

Indian plastic industry faces environmental myths and lacks in technology. Going ahead recycling & reuse of plastics are expected to increase, thus fostering innovation and sustainability. New technologies and rise in usage of polymers in new areas like construction, agriculture, health and others are increasing the demand for plastic products. With this, the per capita consumption of plastics is set to rise spurring the growth of plastic manufacturing sector in years to come.

Our Company, like any other enterprise is exposed to business risks which can be internal risks as well as external risks. One of the key risks faced by the Company in today's scenario is the fluctuation in the price of raw materials along with the fluctuation in foreign currency.

With the rise in demand & overall industrial sentiment, the industry is witnessing many new entrants with low capital base to serve the local market. The Company is also facing risks from unethical practices by unorganized manufacturers.

The Board and the Audit Committee of the Company periodically reviews the risk management procedures and takes various preventive measures to mitigate the risk factors.

### **Internal Control System and Their Adequacy**

The Board has adopted policies and procedures for ensuring that all transactions are authorized, recorded and correctly reported, all assets are safeguarded and protected against loss from unauthorized use or disposition, reducing wastages and maintenance of proper accounting records for ensuring accuracy and reliability of its financial information. The Board has constituted an Audit Committee which meets periodically to review the financial performance and the accuracy of financial records.

The Management duly considers and takes appropriate action on the recommendations made by the Auditors and the Audit Committee of the Board of Directors.

### **Industrial Relations and Human Resource**

Industrial relations continued to be harmonious both at manufacturing unit as well as in branches. The employees are the key assets and the backbone of the Company and hence great emphasis has been laid on optimizing their performance. The training and education of employees across department is ongoing process of the company. The Company provides employees with fair and equitable work environment and supports them to develop their capabilities.

Our employees are our greatest asset and we are committed to attract, retain and recognize talent. We believe in providing our employees career growth while boosting a collaborative and fair working environment. We encourage fresh minds and new ideas. The Company constantly facilitates and encourages its employees at all levels to enhance their knowledge and skills and continuously seeks to inculcate within its employees, a strong sense of business ethics and social responsibility.

The industrial relations in both manufacturing units of the Company continued to be cordial throughout the year. The Company has arranged seminars and workshops for its work force for their developments and to equip them to adapt to the fast changing environment. In-house training programs are also conducted to enable the workforce to acquire necessary skills and update their knowledge. Necessary training and orientation in this regard is done on regular basis.

The total numbers of permanent employees in the Company are 216 as on March 31, 2018 as compared to 175 permanent employees on March 31, 2017.

**Pollution and Environment Control:**

All our plants are designed with appropriate Waste Management Systems and operate in harmony with the surrounding ecosystem. Highest importance is always given by the Company to ensure that the environment remains relatively pollution free.

Adequate pollution control facilities are installed at both the plants as per guidelines of pollution control authority and are run as per set norms.

For safety, the work force is provided with appropriate safety equipments and necessary training from time to time

**Cautionary Statement**

The Management Discussion and Analysis Statements made above are on the basis of the available data as well as certain assumptions as to the economic conditions, various factors affecting raw material prices and selling prices, trend and consumer demand and preferences, governing and applicable laws and other economical and political factors. The management cannot guarantee the accuracy of the assumptions and projected performance of the Company in future. It is therefore, cautioned that the actual results may differ from those expressed or implied therein.

## INDEPENDENT AUDITORS' REPORT

To

**The Members,**

**National Plastic Industries Limited**

### **Report on the Standalone Ind AS Financial Statements**

We have audited the accompanying standalone Ind AS financial statements of National Plastic Industries Limited ("the Company"), which comprise the Balance Sheet as at March 31, 2018, the Statement of Profit and Loss (including Other Comprehensive Income), the Statement of Cash Flows, the Statement of Changes in Equity for the year then ended on that date, and a summary of the significant accounting policies and other explanatory information (hereinafter referred to as "standalone Ind AS financial statements").

### **Management's Responsibility for the Standalone Ind AS Financial Statements**

The Company's Board of Directors is responsible for the matters stated in Section 134(5) of the Companies Act, 2013 ("the Act") with respect to the preparation of these standalone Ind AS financial statements that give a true and fair view of the financial position, financial performance including other comprehensive income, cash flows and changes in equity of the Company in accordance with the accounting principles generally accepted in India, including the Indian Accounting Standards (Ind AS) specified under Section 133 of the Act, read with relevant rules issued thereunder.

This responsibility also includes maintenance of adequate accounting records in accordance with the provisions of the Act for safeguarding the assets of the Company and for preventing and detecting frauds and other irregularities; selection and application of appropriate accounting policies; making judgments and estimates that are reasonable and prudent; and design, implementation and maintenance of adequate internal financial controls, that were operating effectively for ensuring the accuracy and completeness of the accounting records, relevant to the preparation and presentation of the standalone Ind AS financial statements that give a true and fair view and are free from material misstatement, whether due to fraud or error.

### **Auditors' Responsibility**

Our responsibility is to express an opinion on these standalone Ind AS financial statements based on our audit.

We have taken into account the provisions of the Act, the accounting and auditing standards and matters which are required to be included in the audit report under the provisions of the Act and the Rules made there under.

We conducted our audit of the Standalone Ind AS financial statements in accordance with the Standards on Auditing specified under Section 143(10) of the Act. Those Standards require that we comply with ethical requirements and plan and perform the audit to obtain reasonable assurance about whether the standalone Ind AS financial statements are free from material misstatement. An audit involves performing procedures to obtain audit evidence about the amounts and the disclosures in the standalone Ind AS financial statements. The procedures selected depend on the auditors' judgment, including the assessment of the risks of material misstatement of the standalone Ind AS financial statements, whether due to fraud or error. In making those risk assessments, the auditor considers internal financial control relevant to the Company's preparation of the standalone Ind AS financial statements that give a true and fair view in order to design audit procedures that are appropriate in the circumstances. An audit also includes evaluating the appropriateness of the accounting policies used and the reasonableness of the accounting estimates made by the Company's Directors, as well as evaluating the overall presentation of the standalone Ind AS financial statements. We believe that the audit evidence we have obtained is sufficient and appropriate to provide a basis for our audit opinion on the standalone Ind AS financial statements.

### **Opinion**

In our opinion and to the best of our information and according to the explanations given to us, the aforesaid standalone Ind AS financial statements give the information required by the Act in the manner so required and give a true and fair view in conformity with the accounting principles generally accepted in India including IND AS, of the financial position of the Company as at March 31, 2018, and its financial performance including other comprehensive income, its cash flows and the changes in equity for the year ended on that date.

### **Report on Other Legal and Regulatory Requirements**

As required by the Companies (Auditor's Report) Order, 2016 ('the Order'), issued by the Central Government of India in terms of sub-section (11) of Section 143 of the Act, we give in the Annexure A, a statement on the matters specified in the paragraphs 3 and 4 of the Order, to the extent applicable.

As required by Section 143 (3) of the Act, we report that:

- a) We have sought and obtained all the information and explanations, which to the best of our knowledge and belief, were necessary for the purposes of our audit;
- b) In our opinion, proper books of account as required by law have been kept by the Company so far as it appears from our examination of those books;
- c) The Balance Sheet, the Statement of Profit and Loss (including Other Comprehensive Income), the Statement of Cash Flows and the Statement of Changes in Equity dealt with by this Report are in agreement with the books of account;
- d) In our opinion, the aforesaid standalone Ind AS financial statements comply with the Indian Accounting Standards prescribed under Section 133 of the Act, read with relevant rules issued thereunder;
- e) On the basis of the written representations received from the Directors as on March 31, 2018 and taken on record by the Board of Directors, none of the Director is disqualified as on March 31, 2018 from being appointed as a Director in terms of Section 164 (2) of the Act;
- f) With respect to the adequacy of the internal financial controls over financial reporting of the Company and the operating effectiveness of such controls, refer to our separate report in the Annexure B; and
- g) With respect to the other matters to be included in the Auditors' Report in accordance with Rule 11 of the Companies (Audit and Auditors) Rules, 2014, in our opinion and to the best of our information and according to the explanations given to us:
  1. The Company has disclosed the impact of pending litigations on its financial position in its standalone Ind AS financial statements.
  2. The Company did not have any long-term contracts including derivative contracts for which there were any material foreseeable losses;
  3. There has been no delay in transferring amounts, required to be transferred, to the Investor Education and Protection Fund by the Company during the year ended March 31, 2018;

**For R.S.Prabhu & Associates**  
**Chartered Accountants**  
**FRN No.127010W**

**Anitha Viswanathan**  
**Partner**  
**Chartered Accountant**  
**ICAI Mem No.113512.**

**Date: May 29, 2018.**  
**Place: Vasai (East)**



### **Annexure A to the Independent Auditors' Report – March 31, 2018**

With reference to the Annexure A referred to in the Independent Auditors' Report to the members of the Company on the standalone Ind AS financial statements for the year ended March 31, 2018, we report the following:

- (i) (a) The Company has maintained proper records showing full particulars, including quantitative details and situation of fixed assets.
  - (b) The Company has a regular programme of physical verification of its fixed assets by which the fixed assets are verified by the management according to a phased programme designed to cover all the items over a period of three years. In our opinion, this periodicity of physical verification is reasonable having regard to the size of the Company and the nature of its assets. In accordance with the programme, the Company has physically verified certain fixed assets during the year and we are informed that no material discrepancies were noticed on such verification.
  - (c) As per the information and explanations provided to us, title deeds of immovable properties are generally in the name of the Company.
- (ii) The inventory, except for goods in transit and stocks lying with third parties, has been physically verified by the management at reasonable intervals during the year. In our opinion, the frequency of such verification is reasonable. In respect of stocks lying with third parties at the year-end, written confirmations have been obtained. The discrepancies noticed on verification between the physical stocks and the book records were not material and have been adequately dealt with in books of account.
- (iii) In our opinion and according to the information and explanations given to us, the Company has not granted any loans, secured or unsecured, to companies, firms, limited liability partnerships or other parties covered in the register maintained under Section 189 of the Companies Act, 2013 ('the Act'). Accordingly, paragraphs 3 (iii) (a) and (b) of the Order are not applicable to the Company.
- (iv) In our opinion and according to the information and explanation given to us, the Company has not granted any loans, or made any investments or provided any guarantees or security to the parties covered under Section 185 & Section 186 of the Act respectively.
- (v) In our opinion, and according to the information and explanations given to us, the Company has not accepted deposits as per the directives issued by the Reserve Bank of India and the provisions of Sections 73 to 76 or any other relevant provisions of the Act and the rules framed there under. Accordingly, paragraph 3(v) of the Order is not applicable to the Company.
- (vi) Company is required to maintain the books of accounts as required under the rules prescribed by the Central Government for maintenance of cost records under Section 148 (1) of the Act and get the same audited for the financial year ended March 31, 2019. Company is in the process of complying with this requirement.
- (vii) (a) According to the information and explanations given to us and on the basis of our examination of the records of the Company, amounts deducted/accrued in the books of account in respect of undisputed statutory dues including Provident fund, Employees' State Insurance, Income-tax, Sales-tax, Service tax, Duty of Customs, Duty of Excise, Value added tax, cess and other material statutory dues have been generally regularly deposited during the year by the Company with the appropriate authorities.

According to the information and explanations given to us, no undisputed amounts payable in respect of Provident fund, Employees' State Insurance, Income-tax, Sales-tax, Service tax, Goods & Service Tax, Duty of Customs, Duty of Excise, Value added tax, cess and other material statutory dues were in arrears as at March 31, 2018 for a period of more than six months from the date they became payable.



- (b) According to the information and explanations given to us, there are no dues of Income-tax, Sales tax, Service tax, Goods & Service Tax, Duty of Customs, Duty of Excise and Value added tax as at March 31, 2018 which have not been deposited with the appropriate authorities on account of any dispute.
- (viii) In our opinion and according to the information and explanations given to us, the Company has not defaulted in repayment of loans or borrowings to banks. The Company does not have any loans or borrowings from financial institutions or government or dues to debenture holders during the year.
- (ix) According to the information and explanations give to us and based on our examination of the records of the Company, the Company has not raised any moneys by way of initial public offer or further public offer (including debt instruments). Company has obtained sanction of a term loan during the year for ₹1.60 cr however as at the reporting date there has been no draw down. Accordingly, paragraph 3(ix) of the Order is not applicable to the Company.
- (x) During the course of our examination of the books and records of the Company, carried out in accordance with the generally accepted auditing practices in India, and according to the information and explanations given to us, we have neither come across any instance of material fraud by the Company or on the Company by its officers or employees, noticed or reported during the year, nor have we been informed of any such case by the Management.
- (xi) In our opinion and according to the information and explanations given to us, the managerial remuneration has been paid or provided in accordance with the requisite approvals mandated by the provisions of Section 197 read with Schedule V to the Act.
- (xii) In our opinion and according to the information and explanations given to us, the Company is not a Nidhi company and the Nidhi Rules, 2014 are not applicable to it. Accordingly, paragraph 3(xii) of the Order is not applicable to the Company.
- (xiii) In our opinion and according to the information and explanations given to us, the Company has entered into transactions with related parties in compliance with the provisions of Sections 177 and 188 of the Act where applicable and the details of such related party transactions have been disclosed in the standalone financial statements as required by Indian Accounting Standard (Ind AS) 24, Related Party Disclosures specified under Section 133 of the Act, read with relevant rules.
- (xiv) According to the information and explanations give to us and based on our examination of the records of the Company, the Company has not made any preferential allotment or private placement of shares or fully or partly convertible debentures during the year. Accordingly, paragraph 3(xiv) of the Order is not applicable to the Company.
- (xv) According to the information and explanations give to us and based on our examination of the records of the Company, the Company has not entered into any non-cash transactions with directors or persons connected with them. Accordingly, paragraph 3(xv) of the Order is not applicable to the Company.
- (xvi) In our opinion and according to the information and explanations given to us, the Company is not required to be registered under Section 45-IA of the Reserve Bank of India Act, 1934. Accordingly, paragraph 3(xvi) of the Order is not applicable to the Company.

**For R.S.Prabhu & Associates**  
**Chartered Accountants**  
**FRN No :- 127010W**

**Anitha Viswanathan**  
**Partner**  
**Charterd Accountant**  
**ICAI Mem No.113512.**

**Date: May 29, 2018.**  
**Place: Vasai (East)**

**Annexure B to the Independent Auditors' Report of even date on the Standalone Financial statements of National Plastic Industries Limited March 31, 2018.**

**Report on the Internal Financial Controls under Clause (i) of Sub-section 3 of Section 143 of the Companies Act, 2013 ("the Act")**

We have audited the internal financial controls over financial reporting of the Company as of March 31, 2018 in conjunction with our audit of the standalone Ind AS financial statements of the Company for the year ended on that date.

**Management's Responsibility for Internal Financial Controls**

The Company's management is responsible for establishing and maintaining internal financial controls based on the internal control over financial reporting criteria established by the Company considering the essential components of internal control stated in the Guidance Note on Audit of Internal Financial Controls over Financial Reporting (the "Guidance Note") issued by the Institute of Chartered Accountants of India ('ICAI'). These responsibilities include the design, implementation and maintenance of adequate internal financial controls that were operating effectively for ensuring the orderly and efficient conduct of its business, including adherence to company's policies, the safeguarding of its assets, the prevention and detection of frauds and errors, the accuracy and completeness of the accounting records, and the timely preparation of reliable financial information, as required under the Act.

**Auditors' Responsibility**

Our responsibility is to express an opinion on the Company's internal financial controls over financial reporting based on our audit. We conducted our audit in accordance with the Guidance Note and the Standards on Auditing, issued by ICAI and deemed to be prescribed under Section 143(10) of the Act, to the extent applicable, to an audit of internal financial controls, both applicable to an audit of Internal Financial Controls and, both issued by the ICAI. Those Standards and the Guidance Note require that we comply with ethical requirements and plan and perform the audit to obtain reasonable assurance about whether adequate internal financial controls over financial reporting was established and maintained and if such controls operated effectively in all material respects.

Our audit involves performing procedures to obtain audit evidence about the adequacy of the internal financial controls system over financial reporting and their operating effectiveness. Our audit of internal financial controls over financial reporting included obtaining an understanding of internal financial controls over financial reporting, assessing the risk that a material weakness exists, and testing and evaluating the design and operating effectiveness of internal control based on the assessed risk. The procedures selected depend on the auditors' judgement, including the assessment of the risks of material misstatement of the standalone Ind AS financial statements, whether due to fraud or error.

We believe that the audit evidence we have obtained is sufficient and appropriate to provide a basis for our audit opinion on the Company's internal financial controls system over financial reporting.

**Meaning of Internal Financial Controls over Financial Reporting**

A company's internal financial control over financial reporting is a process designed to provide reasonable assurance regarding the reliability of financial reporting and the preparation of standalone Ind AS financial statements for external purposes in accordance with generally accepted accounting principles. A company's internal financial control over financial reporting includes those policies and procedures that (1) pertain to the maintenance of records that, in reasonable detail, accurately and fairly reflect

the transactions and dispositions of the assets of the company; (2) provide reasonable assurance that transactions are recorded as necessary to permit preparation of standalone Ind AS financial statements in accordance with generally accepted accounting principles, and that receipts and expenditures of the company are being made only in accordance with authorisations of management and directors of the company; and (3) provide reasonable assurance regarding prevention or timely detection of unauthorised acquisition, use, or disposition of the company's assets that could have a material effect on the standalone Ind AS financial statements.

#### **Inherent Limitations of Internal Financial Controls over Financial Reporting**

Because of the inherent limitations of internal financial controls over financial reporting, including the possibility of collusion or improper management override of controls, material misstatements due to error or fraud may occur and not be detected. Also, projections of any evaluation of the internal financial controls over financial reporting to future periods are subject to the risk that the internal financial control over financial reporting may become inadequate because of changes in conditions, or that the degree of compliance with the policies or procedures may deteriorate.

#### **Opinion**

In our opinion, the Company has, in all material respects, an adequate internal financial controls system over financial reporting and such internal financial controls over financial reporting were operating effectively as at March 31, 2018 based on the internal control over financial reporting criteria established by the Company considering the essential components of internal control stated in the Guidance Note issued by ICAI.

**For R.S.Prabhu & Associates  
Chartered Accountants  
FRN No.127010W**

**Anitha Viswanathan  
Partner  
Chartered Accountant  
ICAI Mem No.113512.**

**Date: May 29, 2018.  
Place: Vasai (East)**

**Balance Sheet as at March 31, 2018**

Particulars	Note No.	Ind AS Balance Sheet as on March 31, 2018	Ind AS Balance Sheet as on March 31, 2017	Ind AS Balance Sheet as on April 01, 2016
<b>ASSETS</b>				
<b>Non Current Assets</b>				
Property , Plant and equipment	1	323,058,511	315,021,704	262,548,541
Capital Work In Progress		3,033,593	1,514,224	1,062,275
Investment Property	2	10,054,593	10,910,643	11,766,693
<b>Financial Assets</b>				
Investments	3	61,000	61,000	61,000
Other Financial Assets	4	2,627,374	2,426,016	2,240,090
Deffered Tax Asset (Net)		-	-	10,335,905
Other Non Current Assets	5	<u>46,451,502</u>	<u>46,073,008</u>	<u>32,937,051</u>
<b>Total Non Current Assets (A)</b>		<b>385,286,573</b>	<b>376,006,595</b>	<b>320,951,555</b>
<b>Current Assets</b>				
Inventories	6	227,881,205	221,083,593	217,648,600
<b>Financial Assets</b>				
Trade Receivables	7	209,071,046	192,508,404	187,880,928
Cash and Cash Equivalents	8	6,958,283	10,130,936	7,351,591
Other Current Assets	9	<u>42,220,727</u>	<u>41,510,589</u>	<u>50,498,716</u>
<b>Total Current Assets (B)</b>		<b>486,131,261</b>	<b>465,233,523</b>	<b>463,379,835</b>
<b>TOTAL ASSETS (A+B)</b>		<b>871,417,835</b>	<b>841,240,117</b>	<b>784,331,390</b>
<b>EQUITY AND LIABILITIES</b>				
<b>Equity</b>				
Equity Share Capital	10	91,296,000	91,296,000	91,296,000
Other Equity	11	<u>166,786,685</u>	<u>133,711,359</u>	<u>143,301,845</u>
<b>Total Equity (A)</b>		<b>258,082,685</b>	<b>225,007,359</b>	<b>234,597,845</b>
<b>Liabilities</b>				
<b>Non Current Liabilities</b>				
<b>Financial Liabilities</b>				
Borrowings	12	129,138,585	139,704,160	102,297,672
Other Financial Liabilities	13	12,721,381	8,869,033	9,667,116
Deferred Tax Liabilities (Net)	14	27,569,556	18,988,321	-
Provisions	15	3,195,372	3,367,552	2,630,832
Other Non Current Liabilities	16	<u>18,558,535</u>	<u>17,909,493</u>	<u>18,958,173</u>
<b>Total Non Current Liabilities (B)</b>		<b>191,183,428</b>	<b>188,838,560</b>	<b>133,553,794</b>
<b>Current Liabilities</b>				
<b>Financial Liabilities</b>				
Borrowings	17	269,803,945	238,069,019	231,829,332
Trade Payables	18	106,093,665	117,607,863	132,951,876
Other Financial Liabilities	19	25,504,783	27,878,961	27,197,533
Other Current Liabilities	20	2,819,248	20,784,953	2,985,949
Provisions	21	<u>17,930,017</u>	<u>23,053,340</u>	<u>21,215,057</u>
<b>Total Current Liabilities (C)</b>		<b>422,151,658</b>	<b>427,394,136</b>	<b>416,179,747</b>
<b>Total Liabilities (B + C) = D</b>		<b>613,335,086</b>	<b>616,232,696</b>	<b>549,733,541</b>
<b>TOTAL EQUITY AND LIABILITIES (A + D)</b>		<b>871,417,835</b>	<b>841,240,117</b>	<b>784,331,390</b>

In terms of our report attached

**For R.S.Prabhu & Associates**  
**Chartered Accountants**  
Firm Regn. No 127010W

**CA.Anitha Viswanathan**  
Partner  
ICAI Mem No.113512

**For and on behalf of the Board of Directors**

**Paresh V. Parekh**  
Managing Director

**Ketan V. Parekh**  
Director

**Umesh Shenoy**  
Chief Financial Officer

**Malvika Sharma**  
Company Secretary

**Place : Mumbai**  
**Date : May 29, 2018**

**Statement of Profit and Loss for the year ended March 31, 2018**

Particulars	Note No.	As at March 31, 2018 ₹	As at March 31, 2017 ₹
<b>1</b> Revenue from operations (gross)	22	1,224,986,541	1,088,411,242
Less: Duties & Taxes Paid		<u>170,998,925</u>	<u>144,879,522</u>
Revenue from operations (net)		<b>1,053,987,616</b>	<b>943,531,720</b>
<b>2</b> Other Income	23	<u>1,609,996</u>	<u>4,512,078</u>
<b>3 Total revenue (1+2)</b>		<b>1,055,597,612</b>	<b>948,043,797</b>
<b>4 Expenses</b>			
(a) Cost of materials consumed	24	690,988,877	600,215,203
(b) Purchases of stock-in-trade	25	-	13,623,834
(c) Changes in inventories of finished goods, work-in-progress and stock-in-trade	26	(3,784,210)	(1,893,507)
(d) Employee benefits expense	27	58,188,571	49,952,246
(e) Finance costs	28	34,791,400	27,423,309
(f) Depreciation and amortisation expense		25,312,912	21,183,261
(g) Other expenses	29	<u>207,774,085</u>	<u>207,423,542</u>
<b>Total expenses</b>		<b>1,013,271,635</b>	<b>917,927,888</b>
<b>5 Profit / (Loss) before tax (3-4)</b>		<b>42,325,977</b>	<b>30,115,910</b>
<b>6 Tax expense:</b>			
(a) Current tax expense relating to prior years		-	-
(b) Deferred tax		9,803,846	30,269,270
		<u>-</u>	<u>-</u>
<b>7 Profit / (Loss) for the year (5-6)</b>		<b>32,522,131</b>	<b>(153,360)</b>
<b>8 Other Comprehensive Income</b>			
i Actuarial Gain( Loss) on defined benefit obligation IND AS 19		830,584	(177,935)
ii Deferred Tax Effect on above		<u>1,222,611</u>	<u>(1,077,316)</u>
<b>9 Total Comprehensive Income</b>	-	<b>34,575,326</b>	<b>(1,408,611)</b>
<b>10 Earnings per share (of ₹ 10/- each):</b>			
(a) Basic		3.56	(0.02)
(b) Diluted		3.56	(0.02)
<b>See accompanying notes forming part of the financial statements</b>	<b>37</b>		

In terms of our report attached.

**For R.S.Prabhu & Associates**

**Chartered Accountants**

Firm Regn. No 127010W

**CA.Anitha Viswanathan**

Partner

ICAI Mem No.113512

**For and on behalf of the Board of Directors**

**Paresh V. Parekh**

Managing Director

**Ketan V. Parekh**

Director

**Umesh Shenoy**

Chief Financial Officer

**Malvika Sharma**

Company Secretary

**Place : Mumbai**

**Date : May 29, 2018**

**CASH FLOW FOR THE YEAR ENDED MARCH 31, 2018**

DESCRIPTION	AS AT March 31, 2018	AS AT March 31, 2017
<b><u>Cash Flow from Operating Activities</u></b>		
Indirect Expenses	(15,658,990)	(15,553,714)
Duties & Taxes	(6,106,402)	(9,014,002)
Payment to Vendors	(915,539,597)	(694,906,386)
Employee Benefit Expenses	(969,651)	(1,706,767)
Interest on Statutory Dues	(200)	(599)
Collection from Debtors	979,103,560	616,157,091
Indirect Income	15,958,071	492,146
Direct Expenses	(23,066,898)	(43,736,768)
Inter Branch Cash Flows (operational payments)	45,195,749	67,104,589
<b><u>Cash Flow from Investing Activities</u></b>		
Bank Deposits	712,465	(643,604)
Fixed Assets Procurement	-	(1,369,176)
Advances Provided	-	(31,390,686)
Financial Assets	125,000	-
Other Current Assets	(15,900,841)	-
Other Non Current Assets	(283,259)	-
Other Financial Liabilities	(3,153,500)	-
Other Non Financial Liabilities	(1,026,972)	-
Interest Income	357	-
<b><u>Cash Flow from Financial Activities</u></b>		
Loans (Net)	(46,803,429)	107,571,120
Bank Charges	(1,423,313)	(3,303,426)
Bank Interest	(2,599,123)	(16,341,283)
Unpaid Dividend	-	4,122,966
Other Financial Expenses	(12,755,764)	213,610
Net Cash & Cash Equivalence Inflow (Outflow)	(4,192,737)	(22,304,890)
Cash	967,425	1,772,121
Bank	4,658,601	1,383,991
Bank OD	(176,269,623)	(151,494,819)
<b>Cash &amp; Cash Equivalence - Opening Balance</b>	<b>(170,643,598)</b>	<b>(148,338,708)</b>
Cash	787,217	967,425
Bank	4,296,509	4,658,601
Bank OD	(179,920,061)	(176,269,623)
<b>Cash &amp; Cash Equivalence - Closing Balance</b>	<b>(174,836,335)</b>	<b>(170,643,598)</b>

**Paresh V. Parekh**  
Managing Director

**Ketan V. Parekh**  
Director

**Umesh Shenoy**  
Chief Financial Officer

**Malvika Sharma**  
Company Secretary

**For R.S.Prabhu & Associates**  
Chartered Accountants  
Firm Regn. No 127010W

Place : Mumbai  
Date : May 29, 2018

**CA.Anitha Viswanathan**  
Partner  
ICAI Mem No.113512

**Note 1 Property Plant & Equipment**

Tangible assets	Gross block			Tangible assets	Depreciation/Amortisation			Net block Balance as at March 31, 2018
	Balance as at April 1, 2017	Additions	Disposals/ Adjustments		Balance as at April 1, 2017	Depreciation / amortisation expense for the year	Disposals/ Adjustments	
(a) Land Freehold Leasehold * Buildings Own use	13,634,355 16,956,252 92,628,495	- - 2,887,250	- - -	(a) Land Freehold Leasehold * Buildings Own use	- 460,177 35,126,755	- 460,179 2,861,692	- - - - -	13,634,355 16,035,896 57,527,298
(c) Plant and Equipment	245,333,568	2,280,542	-	(c) Plant and Equipment	126,451,490	9,656,830	-	111,505,780
(d) Dies & Moulds	221,843,845	14,748,770	-	(d) Dies & Moulds	143,142,885	5,859,937	-	87,589,793
(e) Furniture and Fixtures	9,607,094	-	-	(e) Furniture and Fixtures	3,228,761	733,284	-	5,645,049
(f) Vehicles	22,066,298	13,164,403	740,633	(f) Vehicles	9,501,978	3,117,238	488,383	22,359,235
(g) Office equipment	9,684,487	125,147	-	(g) Office equipment	6,012,903	979,533	-	2,817,198
(h) Electrical Installation	11,775,393	-	-	(h) Electrical Installation	4,598,223	1,243,512	-	5,933,658
(i) Others (specify nature).	36,150	-	-	(i) Others (specify nature).	21,050	4,850	-	10,250
<b>Total</b>	<b>643,565,927</b>	<b>33,206,112</b>	<b>740,633</b>	<b>Total</b>	<b>328,544,222</b>	<b>24,917,055</b>	<b>488,383</b>	<b>323,058,511</b>

**i) Capital Work-in-Progress includes :**

a) ₹ 30,33,593 (Previous Year ₹ 15,14,224) on account of cost of construction materials at Silvassa , Patna & Nellore Unit

**Note 2 Investment Property**

Tangible assets	Gross block			Tangible assets	Depreciation/Amortisation			Net block Balance as at March 31, 2018
	Balance as at April 1, 2017	Additions	Disposals/ Adjustments		Balance as at April 1, 2017	Depreciation / amortisation expense for the year	Disposals/ Adjustments	
Kashimira Property Freehold Leasehold *	31,392,854 -	- -	- -	(a) Land Freehold Leasehold *	20,482,211 -	856,050 -	- -	10,054,593
<b>Total</b>	<b>31,392,854</b>	<b>-</b>	<b>-</b>	<b>Total</b>	<b>20,482,211</b>	<b>856,050</b>	<b>-</b>	<b>10,054,593</b>

**Notes forming part of the financial statements**

**Note 3 Non-current investments**

Particulars	As at March 31, 2018	As at March 31, 2017	As at April 1, 2016
	₹	₹	₹
<b>Investments (At cost): UNQUOTED</b>			
<b>Investment in government or trust securities</b>			
(i) government securities	61,000	61,000	61,000
National Savings Certificates (Pledged with Government Authorities)	-	-	-
<b>Total</b>	<b>61,000</b>	<b>61,000</b>	<b>61,000</b>

**Note 4 Other Financial Assets**

Sr No	Particulars	As at March 31, 2018	As at March 31, 2017	As at April 1, 2016
		₹	₹	₹
i)	Security Deposits for Hubtown Property	2,457,823	2,269,459	2,095,531
ii)	Security Deposits for Bhiwandi Property	169,551	156,557	144,559
<b>Total</b>		<b>2,627,374</b>	<b>2,426,016</b>	<b>2,240,090</b>

**Note 5 Other Non- Current Assets**

Sr No	Particulars	As at March 31, 2018	As at March 31, 2017	As at April 1, 2016
		₹	₹	₹
i)	Unexpired Lease Rentals Kashmirira Property	1,882,500	1,018,500	288,000
ii)	Unexpired Lease Rentals MIDC Property	118,950	-	-
iii)	Prepaid Lease Rentals - Hubtown Property	9,572	690,458	887,732
iv)	Prepaid Lease Rentals - Bhiwandi Property	493,187	22,337	35,102
v)	MAT Credit Entitlement	32,949,325	32,854,237	21,322,526
vi)	Other Loans and Advances - K K Plastics	4,882,559	4,882,559	4,882,559
vii)	Deposits	6,115,409	6,604,916	5,521,132
		-	-	-
<b>Total</b>		<b>46,451,502</b>	<b>46,073,008</b>	<b>32,937,051</b>



**NATIONAL PLASTIC INDUSTRIES LIMITED**

**Note 6 Inventories**

Sr No	Particulars	As at	As at	As at
		March 31, 2018	March 31, 2017	April 1, 2016
		₹	₹	₹
i)	Raw materials	57,265,483	45,565,475	36,836,939
	Goods-in-transit	-	4,000,507	11,246,806
ii)	Work-in-progress	61,654,240	45,872,342	64,657,331
	Goods-in-transit			
iii)	Finished goods (other than those acquired for trading)	104,156,001	107,422,833	91,202,764
	Goods-in-transit			
iv)	Stock-in-trade (acquired for trading)	2,655,560	11,386,416	6,927,990
	Goods-in-transit			
v)	Stores and spares	323,541	1,799,525	1,250,000
	Goods-in-transit			
vi)	Others - Packing Material	1,826,380	5,036,495	5,526,770
	Goods-in-transit			
	<b>Total</b>	<b>227,881,205</b>	<b>221,083,593</b>	<b>217,648,600</b>

**Note 7 Trade receivables**

Sr No	Particulars	As at	As at	As at
		March 31, 2018	March 31, 2017	April 1, 2016
		₹	₹	₹
	Trade receivables outstanding for a period exceeding six months from the date they were due for payment			
i)	Unsecured, considered good	14,271,344	1,645,070	4,354,315
ii)	Others			
	Unsecured, considered good	194,799,702	190,863,334	183,526,613
	<b>Total</b>	<b>209,071,046</b>	<b>192,508,404</b>	<b>187,880,928</b>

Note: Balances are subject to confirmation.

**Note 8 Cash & Cash Equivalents**

Sr No	Particulars	As at	As at	As at
		March 31, 2018	March 31, 2017	April 1, 2016
		₹	₹	₹
i)	<b>Cash on hand</b>	787,216	986,214	1,772,483
ii)	<b>Balances with banks</b>			
	(i) In current accounts	75,318	516,846	1,383,991
	(ii) In earmarked accounts	4,127,283	4,028,849	4,099,998
iii)	- Balances held as margin money or security against borrowings, guarantees and other commitments	93,908	94,117	95,119
iv)	Others (Fixed Deposits)	1,874,558	4,504,911	-
	<b>Total</b>	<b>6,958,283</b>	<b>10,130,936</b>	<b>7,351,591</b>

**Note 9 Other current assets**

Sr No	Particulars	As at	As at	As at
		March 31, 2018	March 31, 2017	April 1, 2016
		₹	₹	₹
<b>i)</b>	<b>Accruals</b>			
	i) Interest accrued on deposits	-	-	21,086
	ii) Loans & Advances to Employee	1,069,322	1,098,430	933,973
	iii) Prepaid Expenses	3,087,710	4,702,240	4,925,059
	iv) Cenvat Credit Receivables	104,315	1,555,870	7,258,590
	v) Vat /CST/GST Credit Receivables	7,291,130	5,456,814	4,845,577
	vi) Electricity & Sales Tax Authority Deposits	564,945	18,205,697	16,383,175
	vii) Advance Tax	11,282,699	3,493,308	3,694,395
	viii) Capital Advances	8,984,636	2,782,261	4,395,448
	ix) Others	79,271	57,758	89,768
	x) Advance Suppliers	5,978,033	2,378,750	5,838,850
		-	-	-
<b>ii)</b>	<b>Others</b>			
	i) Discount Receivables	3,529,235	1,779,461	2,112,795
	ii) Other Receivables	249,432	-	-
	<b>Total</b>	<b>42,220,727</b>	<b>41,510,589</b>	<b>50,498,716</b>

**Note 10 Share capital**

Particulars	As at March 31, 2018		As at March 31, 2017	
	Number of shares	₹	Number of shares	₹
<b>Authorised</b>				
20000000 (20000000) Equity Shares of ₹10/- each	20,000,000	200,000,000	20,000,000	200,000,000
Issued subscribed & Paid up				
9129600 (9129600) Equity Shares of ₹10/- each fully paid up	9,129,600	91,296,000	9,129,600	91,296,000
<b>Total</b>	<b>9,129,600</b>	<b>91,296,000</b>	<b>9,129,600</b>	<b>91,296,000</b>

**1 (a) Rights etc attached to Equity Shares :**

The Company has only one class of equity having a face value of ₹ 10 per share. Each shareholder is eligible for one vote per share held.

**1 (b) Details of shares held by the shareholders holding more than 5% of the aggregate shares in the Company :**

Particulars	As at March 31, 2018		As at March 31, 2017	
	Number of shares	% of Holding	Number of shares	% of Holding
Shri Paresh V Parekh	975,001	10.68	975,001	10.68
Mrs. Preeti V Parekh	975,000	10.68	975,000	10.68
Shri Ketan V Parekh	834,500	9.14	834,500	9.14
Mrs. Neeta K Parekh	969,000	10.61	969,000	10.61
Ketan V Parekh (HUF)	552,000	6.05	552,000	6.05

**1 (c) Reconciliation of number of shares outstanding as on beginning and closing of the year.**

The company has neither issued nor bought back any of its shares during the year and also in previous year and balance of share at the end of the year is the same as at the beginning of the year

NATIONAL PLASTIC INDUSTRIES LIMITED

**Note 11 Other Equity**

Sr No	Particulars	As at	As at	As at
		March 31, 2018	March 31, 2017	April 1, 2016
		₹	₹	₹
i)	<b>Capital reserve</b>			
	Balance As per Last Year	115,881,612	117,381,612	117,381,612
	OCI	-	-	-
		<b>115,881,612</b>	<b>117,381,612</b>	<b>117,381,612</b>
ii)	<b>Retained Earnings</b>			
	Opening balance	15,074,496	25,920,233	15,085,171
	Add: Profit / (Loss) for the year	32,522,131	(153,360)	19,770,279
	Less: Proposed Dividends(₹ 1 per Share )	-	9,129,600	9,129,600
	Tax on Prproposed Dividend	-	1,858,572	1,858,604
	Add: Grant Adujstments	-	295,795	1,437,961
	Less : IND AS adjustments conversions	-	-	615,026
	Closing balance	<b>47,596,627</b>	<b>15,074,496</b>	<b>25,920,233</b>
iii)	<b>Other Comprehensive Income</b>			
	Opening Balance	1,255,251	-	-
	Add:	2,053,195	<b>1,077,316</b>	-
	Less:	-	<b>(177,935)</b>	-
	Closing Balance	3,308,446	<b>1,255,251</b>	-
	<b>Total</b>	<b>166,786,685</b>	<b>133,711,359</b>	<b>143,301,845</b>

**Note 12 Non Current Borrowings**

Sr No	Particulars	As at	As at	As at
		March 31, 2018	March 31, 2017	April 1, 2016
		₹	₹	₹
i)	Term loans			
a)	From banks			
	1) Secured - Vehicle Loans	10,620,869	3,217,998	4,324,242
	Term Loans	14,166,646	24,493,436	2,601,850
	2) Unsecured	-	-	-
		24,787,515	27,711,434	6,926,092
b)	From others			
	1) Secured	-	-	-
	2) Unecured	-	-	1,000,000
		-	-	1,000,000
ii)	Loans and advances from related parties			
	1) Secured	-	-	-
	2) Unsecured	104,351,070	111,992,726	94,371,581
		104,351,070	111,992,726	94,371,581
	<b>Total</b>	<b>129,138,585</b>	<b>139,704,160</b>	<b>102,297,672</b>

**Details of Security & Terms of Repayment**

- i) Vehicle Loan amounting to ₹ 10.02 Lacs (Previous Year 32.18 Lacs ) Repayable in monthly installments , last installment due in 05.10.2020 Rate of interest as at year end 9.36 % and secured against specific vehicle.
- ii) Vehicle Loan amounting to ₹ 50.05 Lacs (Previous Year NIL ) Repayable in monthly installments, last installment due in 05.12.2022 Rate of interest as at year end 7.74 % and secured against specific vehicle.
- iii) Vehicle Loan amounting to ₹ 38.54 Lacs (Previous Year NIL ) Repayable in monthly installments , last installment due in 15.11.2022 Rate of interest as at year end 7.84 % and secured against specific vehicle.
- iv) Vehicle Loan amounting to ₹ 7.58 Lacs (Previous Year NIL ) Repayable in monthly installments, last installment due in 05.07.2022 Rate of interest as at year end 8.51 % and secured against specific vehicle..
- v) Term loan amounting to ₹ 141.66 lacs (Previous Year 245 ) repayble in monthly installments , last installment due on 07/01/2017 .Rate of interest as at year end 10.20% and secured against First Charge on Fixed Assets & Current Assets of Silvassa Unit.
- vi) Unsecured Loans amounting to ₹ 1044 lacs (Previous Year ₹ 1120 lacs) represents loans from related parties and generally of long term nature however no repayment schedule is specified.

**Note 13 Other Financial Liabilities**

Sr No	Particulars	As at	As at	As at
		March 31, 2018	March 31, 2017	April 1, 2016
		₹	₹	₹
i)	Security Deposit Kashimira	5,820,904	5,374,799	6,462,882
ii)	Security Deposit MIDC	1,181,243	-	-
iii)	Trade /Security deposits received	5,719,234	3,494,234	3,204,234
<b>Total</b>		<b>12,721,381</b>	<b>8,869,033</b>	<b>9,667,116</b>

**Note 14 DEFERD TAX LIABILITY AS AT 31/03/2018**

PARTICULARS	AMOUNT	AMOUNT
<b>Deferred Tax Liability as at 31/03/2017</b>		<b>18,988,321</b>
<b>Add:</b>		
Incremental DTL on PPE	2,328,853	
Incremental DTL on Other Current Liabilities	369,139	
Incremental DTL on Unsabsorbed Loss	8,005,785	10,703,778
<b>Less:</b>		
Incremental DTA on Investment Property	53,373	
Incremental DTA on Other Financial Assets	701,263	
Incremental DTA on Provisions for Gratuity Long Term	13,900	
Incremental DTA on Provisions for Gratuity Short Term	131,396	
Recognition of DT in OCI	1,222,611	2,122,543
<b>Deferred Tax Liability as at 31/03/2018</b>		<b>27,569,555</b>

**NATIONAL PLASTIC INDUSTRIES LIMITED**

**Note 15 Provisions**

Sr No	Particulars	As at	As at	As at
		March 31, 2018	March 31, 2017	April 1, 2016
		₹	₹	₹
i)	Provision for employee benefits:			
ii)	Provision for gratuity (net) refer note no 26(B)(i)	3,195,372	3,367,552	2,630,832
		3,195,372	3,367,552	2,630,832
<b>Total</b>		<b>3,195,372</b>	<b>3,367,552</b>	<b>2,630,832</b>

**Note 16 Other Non Current Liabilities**

Sr No	Particulars	As at	As at	As at
		March 31, 2018	March 31, 2017	April 1, 2016
		₹	₹	₹
i)	Govt Lease Land Bihar	12,173,718	12,320,874	12,468,029
ii)	Unamortize Govt Grant - Bihar (Plant & Mach)	3,424,543	3,852,611	4,280,679
iii)	Unamortize Govt Grant - Bihar (Land)	1,482,000	-	-
iv)	Prepaid Rental Income - Kashmirira	1,262,550	1,736,008	2,209,465
v)	Prepaid Rental Income - MIDC	215,724	-	-
<b>Total</b>		<b>18,558,535</b>	<b>17,909,493</b>	<b>18,958,173</b>

**Note 17 Current Borrowings**

Sr No	Particulars	As at	As at	As at
		March 31, 2018	March 31, 2017	April 1, 2016
		₹	₹	₹
i)	Loans repayable on demand			
	From banks			
	Secured - Guaranteed by Directors	269,803,945	238,069,019	231,829,332
	Unsecured	-	-	-
		269,803,945	238,069,019	231,829,332
<b>Total</b>		<b>269,803,945</b>	<b>238,069,019</b>	<b>231,829,332</b>

**Notes :**

**Details of Security for the Secured Short-Term Borrowings:**

- Cash Credit facility from bank amounting to ₹1799.20 Lacs ( Previous year ₹1437.51 Lacs ) secured against first charge on Fixed Assets and Current Assets of Silvassa, Patna and Nellore Units.
- Packing Credit Loan and Export Bill Discounting amounting to ₹ 898.84 Lacs (Previous Year ₹ 617.99 Lacs ) secured against First charge on Fixed Assets and Current Assets of Silvassa Unit.
- Cash Credit facility from bank amounting to ₹ NIL ( Previous year ₹325.18 Lacs ) secured against first charge on Fixed Assets and Current Assets of Nellore Units.

**Note 18 Trade payables**

Sr No	Particulars	As at	As at	As at
		March 31, 2018	March 31, 2017	April 1, 2016
		₹	₹	₹
i)	Trade payables:			
ii)	Other than Acceptances	106,093,756	117,607,863	132,951,876
	<b>Total</b>	<b>106,093,756</b>	<b>117,607,863</b>	<b>132,951,876</b>

**Note 19 Other Financial Liabilities**

Sr No	Particulars	As at	As at	As at
		March 31, 2018	March 31, 2017	April 1, 2016
		₹	₹	₹
i)	Current maturities of long-term debt	14,284,969	13,607,820	15,749,978
ii)	Other payables	4,178,119	-	-
iii)	Statutory remittances (Contributions to PF and ESIC, Withholding Taxes, Excise Duty, VAT, Service Tax, GST etc.)	2,914,412	7,704,247	11,155,605
iv)	Payables on purchase of fixed assets	-	2,443,928	291,950
v)	Unpaid Dividend	4,127,283	4,122,966	-
	<b>Total</b>	<b>25,504,783</b>	<b>27,878,961</b>	<b>27,197,533</b>

**Note 20 Other Current Liabilities**

Sr No	Particulars	As at	As at	As at
		March 31, 2018	March 31, 2017	April 1, 2016
		₹	₹	₹
i)	Advances from customers	2,819,247	20,784,953	2,985,949
	<b>Total</b>	<b>2,819,247</b>	<b>20,784,953</b>	<b>2,985,949</b>

**Note 21 Provisions**

Sr No	Particulars	As at	As at	As at
		March 31, 2018	March 31, 2017	April 1, 2016
		₹	₹	₹
i)	Provision for employee benefits			
	Gratuity	509,511	118,907	93,212
ii)	Provision for Doubtful Debts	17,420,506	-	-
iii)	Provision for excise duty on closing stock	-	11,946,261	10,133,641
iv)	Provision for Proposed Equity Dividend	-	9,129,600	9,129,600
v)	Provision for tax on proposed dividends	-	1,858,572	1,858,604
		17,930,017	23,053,340	21,215,057
	<b>Total</b>	<b>17,930,017</b>	<b>23,053,340</b>	<b>21,215,057</b>

NATIONAL PLASTIC INDUSTRIES LIMITED

**Note 22 Revenue from operations**

Sr. No	Particulars	As at March 31, 2018 ₹	As at March 31, 2017 ₹
i)	Sale of products	1,192,556,199	1,060,636,480
ii)	Sales of Service	18,233,450	15,264,000
iii)	Other operating revenues	14,196,892	12,510,763
		<b>1,224,986,541</b>	<b>1,088,411,242</b>
	Less:		
iv)	Duties & Taxes	170,998,925	144,879,522
	<b>Total</b>	<b>1,053,987,616</b>	<b>943,531,720</b>

Sr. No	Particulars	As at March 31, 2018 ₹	As at March 31, 2017 ₹
i)	Sale of products comprises :		
	<b><u>Manufactured goods</u></b>		
	Moulded Plastic Articles	797,534,282	785,685,216
	Plastic Mats	239,185,776	208,551,536
	Sales discount and sales returns	(31,179,824)	(34,096,339)
	Cooler Sales	102,077,599	85,673,891
	RM Sales	6,125,158	-
	Spool Sales	58,659,194	-
	<b>Total - Sale of manufactured goods</b>	<b>1,172,402,185</b>	<b>1,045,814,304</b>
	<b><u>Traded goods</u></b>		
	Moulded Plastic Articles	-	84,796
	Artificial Turf Material	20,154,014	14,737,379
	<b>Total - Sale of traded goods</b>	<b>20,154,014</b>	<b>14,822,175</b>
	<b>Total - Sale of products</b>	<b>1,192,556,199</b>	<b>1,060,636,480</b>
ii)	<b><u>Sale of services comprises:</u></b>		
	Rent Equilization	982,950	730,500
	Rent	17,250,500	14,533,500
	<b>Total - Sale of services</b>	<b>18,233,450</b>	<b>15,264,000</b>
iii)	Other operating revenues comprise:		
	Export Entitlement Income	3,689,579	2,090,747
	Vat/Entry Tax Refund	9,250,928	10,420,016
	Other	1,256,385	-
	<b>Total - Other operating revenues</b>	<b>14,196,892</b>	<b>12,510,763</b>

**Note 23 Other income**

Sr. No	Particulars	As at March 31, 2018 ₹	As at March 31, 2017 ₹
i)	Interest income from Banks on Deposits	258,987	343,868
ii)	Interest Income IND AS - Hubtown Solaries	188,363	173,928
iii)	Interest Income IND AS - Bhiwandi Depot	12,994	11,998
iv)	Other non-operating income (net of expenses directly attributable to such income)	-	3,361,672
v)	Rental Income IND AS - Kashmirira Property Security Deposit	473,458	473,457
vi)	Rental Income IND AS - MIDC Property Security Deposit	82,970	-
vii)	Govt Income - Patna Land	18,000	-
viii)	Govt Income Patna Plant & Mach	428,067	-
ix)	Govt Grant Assistance - Patna Lease Land	147,156	147,155
<b>Total</b>		<b>1,609,996</b>	<b>4,512,078</b>

**Note 24 Cost of materials consumed**

Particulars	As at March 31, 2018 ₹	As at March 31, 2017 ₹
Opening stock	49,565,982	48,083,745
Add: Purchases	698,688,378	601,697,439
	<b>748,254,360</b>	<b>649,781,184</b>
Less: Closing stock	57,265,483	49,565,982
<b>Cost of material consumed</b>	<b>690,988,877</b>	<b>600,215,203</b>

**Note 25 Purchase of traded goods**

Particulars	As at March 31, 2018 ₹	As at March 31, 2017 ₹
<b>Moulded Plastic Articles</b>	-	-
Artificial Turf Material	-	13,623,834
<b>Total</b>	-	<b>13,623,834</b>



**Note 26. Changes in inventories of finished goods, work-in-progress and stock-in-trade**

Particulars	As at March 31, 2018 ₹	As at March 31, 2017 ₹
<u>Inventories at the end of the year:</u>		
Finished goods	104,156,001	107,422,833
Work-in-progress	61,654,240	45,872,342
Stock-in-trade	2,655,560	11,386,416
Cooler Parts Stock	-	-
	<b>168,465,801</b>	<b>164,681,591</b>
Finished goods	107,422,833	91,202,764
Work-in-progress	45,872,342	64,657,331
Stock-in-trade	11,386,416	6,927,990
Cooler Parts Stock	-	-
Increase /(Decrease) of Excise Duty on inventory	-	-
	<b>164,681,591</b>	<b>162,788,085</b>
<b>Net (increase) / decrease</b>	<b>(3,784,210)</b>	<b>(1,893,507)</b>

**Note 27 Employee benefits expense**

Sr. No	Particulars	As at March 31, 2018	As at March 31, 2017
		₹	₹
i	Salaries , Wages & Bonus	53,086,157	46,099,026
ii	Contributions to provident and other funds	2,585,328	2,859,831
iii	Gratuity	1,138,200	177,935
iv)	Staff welfare expenses	1,378,886	815,454
	<b>Total</b>	<b>58,188,571</b>	<b>49,952,246</b>

**Note 28 Finance costs**

Particulars	As at March 31, 2018	As at March 31, 2017
	₹	₹
<b>(a) Interest expense on:</b>		
<b>(i) <u>Borrowings</u></b>	<b>26,589,026</b>	<b>20,875,483</b>
CC	20,059,057	14,134,345
L C	747,445	903,239
Term Loan	3,257,346	2,602,434
Car Loan	624,485	554,672
Interest On Packing Credit	1,900,694	2,526,565
Interest On FDBD	-	154,228
<b>(ii) <u>Trade Payables</u></b>	<b>1,091,845</b>	<b>515,055</b>
Interest Paid to Creditors	-	501,260
Late Payment charges	1,091,845	13,795
<b>(iii) <u>Exchange Rate Diff Finance</u></b>	<b>1,904,359</b>	<b>(164,864)</b>
<b>(iv) <u>Others</u></b>	<b>1,772,364</b>	<b>2,291,077</b>
Interest On Statutory Dues	1,156,383	1,665,915
Interest paid on Sec Deposit (Debtors)	-	32,000
Interest Exp Kashmirira	446,105	411,917
Interest Exp MIDC	75,937	-
Interest other	93,940	181,245
<b>(b) Other Borrowings Costs :</b>	<b>3,433,805</b>	<b>3,906,559</b>
Bank Charges (ICICI BANK)	-	301,924
Bank Charges (Import)	-	81,867
Bank Charges (LC)	-	1,134,487
Bank Charges (Other)	3,242,179	1,258,963
Brokerage	1,500	17,392
Bank Charges (Processing Fees)	-	-
Bank Charges (Mortgage)	-	634,250
Bank Charges (PCFC )	-	297,169
Bank Guarantee Charges	-	33,900
Sales Bill Discounting	190,126	146,606
<b>Total</b>	<b>34,791,400</b>	<b>27,423,309</b>

NATIONAL PLASTIC INDUSTRIES LIMITED

**Note 29 Other expenses**

Sr. No	Particulars	As at	As at
		March 31, 2018	March 31, 2017
		₹	₹
<b>1.0</b>	<b>MANUFACTURING EXPENSES</b>		
1.1	Consumption of stores & spare parts	4,033,879	4,965,273
1.2	Consumption of packing materials	23,983,380	22,717,429
1.3	Increase / (decrease) of excise duty on inventory	(11,946,261)	1,812,620
1.4	Labour Charges	23,195,026	24,422,968
1.5	Electricity, Power and fuel	45,312,181	44,781,007
1.6	Water	8,134	138,089
1.7	Repairs and maintenance - Buildings	1,497,223	433,077
1.8	Repairs and maintenance - Machinery	7,803,998	10,378,890
1.9	Security charges	3,054,915	2,543,665
<b>2.0</b>	<b>SELLING AND DISTRIBUTION</b>	-	
2.1	Freight and forwarding	9,838,171	5,987,769
2.2	Sales commission	3,000,000	1,135,175
2.3	Advertisement and Sales Promotion Expenses	4,916,847	2,952,899
2.4	Export Expenses	26,873,490	27,185,819
2.5	Prov For Bad Debts (Advance)	7,945,192	-
2.6	Bad Debts W/off	14,801,351	733,047
2.7	Less : Prov for Bad & Doubtful Debts	(9,554,917)	-
<b>3.0</b>	<b>ESTABLISHMENT EXPENSES</b>	-	
3.1	Repairs and maintenance - Others	1,925,157	1,668,287
3.2	Insurance	1,313,895	1,369,826
3.3	Rent , Rates and taxes	16,558,933	16,047,346
3.4	Lease rent on Govt Assistance approtion - Patna Lease Land	460,179	147,155
3.5	Rental Expenses - IND AS - Hubtown	197,271	197,274
3.6	Rental Expenses - IND AS - Bhiwandi	12,767	12,765
3.7	Communication	2,536,883	2,797,553
3.8	Travelling and conveyance , Forein Travelling	15,208,392	19,015,509
3.9	Printing and stationery	736,045	790,472
3.10	Motor car expenses	2,610,453	2,718,209
3.11	Donations and contributions	500,000	321,000
3.12	Legal and professional	2,681,094	3,743,418
3.13	Payments to auditors	504,995	300,000
3.14	Prior period items (net)	994,422	(69,557)
3.15	Loss on sale of Fixed Assets	212,251	-
3.16	Tranning & Devlopment Expenses	-	715,000
3.17	Miscellaneous expenses	6,558,740	7,461,558
	<b>Total</b>	<b>207,774,085</b>	<b>207,423,542</b>

**Note 30 As per Indian Accounting Standard 19 “Employee benefits”, the disclosures as defined are given below :**

**Defined Contribution Plans**

**Contribution to Defined Contribution Plans, recognised as expense for the year is as under :**

(Figures in ₹)

<b>PARTICULARS</b>	<b>As at March 31, 2018</b>	<b>As at March 31, 2017</b>
Employer's Contribution to Provident Fund & Pension	2,585,328	2,859,831

**The Company's Provident Fund is exempted under Section 17 of Employees' Provident Fund and Miscellaneous Provisions Act, 1952. Conditions for grant of exemption stipulate that the employer shall make good deficiency, if any, in the interest rate declared by the trust vis-a-vis statutory rate.**

**Defined Benefit Plan**

**I) Reconciliation of Defined Benefit Obligation**

(Figures in ₹)

<b>Particulars</b>	<b>As at March 31, 2018</b>	<b>As at March 31, 2017</b>
	<b>(12 Months)</b>	<b>(12 Months)</b>
Opening Defined Benefit Obligation	3,486,459	2,724,044
Transfer in/(out) obligation	-	-
Current service cost	667,297	435,374
Interest Cost	246,744	212,856
Components of actuarial gain/losses on obligations:		-
Due to Change in financial assumptions	(104871)	244,459
Due to change in demographic assumption	-	-
Due to experience adjustments	(725,713)	(66,524)
Past service cost	224,159	-
Loss (gain) on curtailments	-	-
Liabilities extinguished on settlements	-	-
Liabilities assumed in an amalgamation in the nature of purchase	-	-
Exchange differences on foreign plans	-	-
Benefits Paid	(89,192)	(63,750)
Closing Defined Benefit Obligation	3,704,883	3,486,459

**II) Reconciliation of Plan Assets**

(Figures in ₹)

Particulars	As at March 31, 2018	As at March 31, 2017
	(12 Months)	(12 Months)
Opening value of plan assets	-	-
Transfer in/(out) plan assets	-	-
Expenses deducted from the fund	-	-
Interest Income	-	-
Return on plan assets excluding amounts included in interest income	-	-
Assets distributed on settlements	-	-
Contributions by employer	-	-
Assets acquired in an amalgamation in the nature of purchase	-	-
Exchange differences on foreign plans	-	-
Benefits paid	-	-
Closing value of plan assets	-	-

**III) Reconciliation of ner defined benefit liability**

(Figures in ₹)

Particulars	As at March 31, 2018	As at March 31, 2017
	(12 Months)	(12 Months)
Net opening provision in books of accounts	3,486,459	2,724,044
Transfer in/(out) obligation	-	-
Transfer (in)/out plan assets	-	-
Employee Benefit Expense as per Annexure 2	1,138,200	648,230
Amounts recognized in Other Comprehensive Income	(830,584)	177,935
	3,794,075	3,550,209
Benefits paid by the Company	(89,192)	(63,750)
Contributions to plan assets	-	-
Closing provision in books of accounts	3,704,883	3,486,459

**Reconciliation of asset Ceiling**

(Figures in ₹)

Particulars	As at March 31, 2018	As at March 31, 2017
	(12 Months)	(12 Months)
Opening value of asset ceiling	-	-
Interest on opening value of asset ceiling	-	-
Loss/(gain) on assets due to surplus/deficit	-	-
Closing value of plan asset ceiling	-	-

IV) Composition of the plan assets

(Figures in ₹)

Particulars	As at March 31, 2018	As at March 31, 2017
	(12 Months)	(12 Months)
Government of India Securities	0%	0%
State Government Securities	0%	0%
High quality corporate bonds	0%	0%
Equity shares of listed companies	0%	0%
Property	0%	0%
Special Deposit Scheme	0%	0%
Policy of insurance	0%	0%
Bank Balance	0%	0%
Other Investments	0%	0%
<b>Total</b>	<b>0%</b>	<b>0%</b>

V) Bifurcation of liability as per schedule III

(Figures in ₹)

Particulars	As at March 31, 2018	As at March 31, 2017
	(12 Months)	(12 Months)
Current Liability*	509,511	118,907
Non-Current Liability	3,195,372	3,367,552
Net Liability	3,704,883	3,486,459

\* The current liability is calculated as expected benefits for the next 12 months.

VI) Principle actuarial assumptions

(Figures in ₹)

Particulars	As at March 31, 2018	As at March 31, 2017
	(12 Months)	(12 Months)
Discount Rate	7.50%	7.20%
Salary Growth Rate	7.00%	7.00%
Withdrawal Rates	5% at younger ages reducing to 1% at older ages	5% at younger ages reducing to 1% at older ages

**VII) Expected cashflows based on past service liability**

(Figures in ₹)

Particulars	Cashflows	Distribution
	₹	%
Year 1	509,511	5.60%
Year 2	92,738	1.00%
Year 3	136,926	1.50%
Year 4	104,700	1.10%
Year 5	106,724	1.20%
Year 6 to Year 10	2,906,181	31.90%

The future accrual is not considered in arriving at the above cash-flows.

**The Expected contribution for the next year is ₹ 509,511**

**The Average Outstanding Term of the Obligations (Years) as at valuation date is 9.9 years**

**VIII) Sensitivity to key assumptions**

(Figures in ₹)

Particulars	As at March 31, 2018
	(12 Months)
Discount rate Sensitivity	
Increase by 0.5%	3,540,911
(% change)	(4.43%)
Decrease by 0.5%	3,882,558
(% change)	4.80%
Salary growth rate Sensitivity	
Increase by 0.5%	3,882,558
(% change)	4.80%
Decrease by 0.5%	3,539,435
(% change)	(4.47%)
Withdrawal rate (W.R.) Sensitivity	-
W.R. x 110%	3,702,369
(% change)	(0.07%)
W.R. x 90%	3,707,296
(% change)	0.07%

**A description of methods used for sensitivity analysis and its Limitations:**

Sensitivity analysis is performed by varying a single parameter while keeping all the other parameters unchanged

Sensitivity analysis fails to focus on the interrelationship between underlying parameters.

Hence, the results may vary if two or more variables are changed simultaneously. The method used does not indicate anything about the likelihood of change in any parameter and the extent of the change if any.

**Note 31 EARNINGS PER SHARE (EPS)**

(Figures in ₹)

Sr No	Particulars	As at	As at
		March 31, 2018	March 31, 2017
		₹	₹
i)	Net Profit after Tax as per Statement of Profit and Loss attributable to Equity Shareholders	32,522,131	(153,360)
ii)	Weighted Average number of Equity Shares used as denominator for calculating Basic EPS	9,129,600	9,129,600
iii)	Weighted Average Potential Equity Shares	-	-
vi)	Total Weighted Average number of Equity Shares used as denominator for calculating Diluted EPS calculating Diluted EPS	9,129,600	9,129,600
vi)	Basic Earnings per Share (₹)	3.56	-0.02
vii)	Diluted Earnings per Share (₹)	3.56	-0.02
viii)	Face Value per Equity Share (₹)	3.56	-0.02

**Note 32 RELATED PARTIES DISCLOSURES**

(i) As per Ind AS 24, the disclosures of transactions with the related parties are given below:

List of related parties where control exists and also related parties with whom transactions have taken place and relationships:

Sr. No.	Name of the Related Party	Relationship
i)	ENPEE CREDIT & CAPITAL (INDIA ) PVT LIMITED	Shareholders of the Company being relative of KMP. Also Company holds 1,48,511 shares of NPIL
ii)	RAYZON GLOBAL LLP	Partner in LLP being relatives of Managing Director of the Company.

(ii) Transactions during the year with related parties :

(Figures in ₹)

Sr. No.	Nature of Transactions (Excluding Reimbursements)	Associates/ Joint Venture	Key Managerial Personnel/ Relative	Total
		Amount	Amount	Amount
a)	<b>Net Loans and Advances, Deposits given/ (Returned)</b>			
i)	Loans / Advances Received /Taken	<b>3,000,000</b> (64,142,016)	<b>3,000,000</b> (3,292,287)	<b>6,000,000</b> (67,434,303)
ii)	Loans / Advances Received /Given	<b>10,624,388</b> (47,898,120)	<b>10,624,388</b> (1,649,537)	<b>21,248,776</b> (49,547,657)
ii)	Remuneration Paid	-	<b>5,926,467</b> (4,599,693)	<b>5,926,467</b> (4,599,693)
b)	<b>Balances as at March 31 2018</b>			
i)	Loans and Advances	<b>102,868,340</b> (94,228,832)	<b>102,868,340</b> (94,228,832)	<b>205,736,679</b> (188,457,664)



**Note 32.1 Compensation of Key management personnel**

The remuneration of director and other member of key management personnel during the year was as follows:

(Figures in ₹)

Sr. No.	PARTICULARS	As at March 31, 2018	As at March 31, 2017
i	Short-term benefits	5,926,467	4,599,693
ii	Post employment benefits	1,442,308	331,731
<b>Total</b>		<b>7,368,775</b>	<b>4,931,424</b>

**Note 33 EVENTS AFTER THE REPORTING PERIOD**

The Board of Directors have recommended dividend of ₹ 1.00 per fully paid up equity share of ₹ 10/- each, aggregating ₹ 91,29,600/- Lacs, including ₹ 18,58,572/- lacs dividend distribution tax for the financial year 2017-18, which is based on relevant share capital as on March 31, 2018. The actual dividend amount will be dependent on the relevant share capital outstanding as on the record date / book closure.

**For R.S.Prabhu & Associates  
Chartered Accountants**

Firm Regn. No 127010W

**CA.Anitha Viswanathan**

Partner  
ICAI Mem No.113512

**Place : Mumbai**

**Date : May 29, 2018**

**For and on behalf of the Board of Directors**

**Paresh V. Parekh**  
Managing Director

**Ketan V. Parekh**  
Director

**Umesh Shenoy**  
Chief Financial Officer

**Malvika Sharma**  
Company Secretary

**Note 34 Effect of IND AS adoption on the Standalone Balance Sheet as at March 31, 2017 and April 1, 2016.**

Particulars	AS AT MARCH 31, 2017			AS AT APRIL 1, 2016		
	Previous GAAP	Effect of IND AS transition	As per IND AS	Previous GAAP	Effect of IND AS transition	As per IND AS
<b>ASSETS</b>						
<b>Non Current Assets</b>						
Property, Plant & Equipment	313,611,473	1,410,231	315,021,704	261,897,074	651,467	262,548,541
Capital Work in Progress	1,514,224	-	1,514,224	1,062,275	-	1,062,275
Investment Property	-	10,910,643	10,910,643	-	11,766,693	11,766,693
Intangible Assets	-	-	-	-	-	-
Intangible Assets under Development	-	-	-	-	-	-
<b>Financial Assets</b>						
Investments	61,000	-	61,000	61,000	-	61,000
Other Financial Assets	-	2,426,016	2,426,016	-	2,095,531	2,095,531
Deferred Tax Asset (Net)	-	-	-	10,613,102	365,980	10,979,082
Other Non Current Assets	47,521,712	(1,448,704)	46,073,008	34,906,217	(1,824,269)	33,081,949
<b>Total Non Current Assets</b>	<b>362,708,409</b>	<b>13,298,186</b>	<b>376,006,595</b>	<b>308,539,669</b>	<b>13,055,402</b>	<b>321,595,070</b>
<b>Current Assets</b>						
Inventories	221,083,593	-	221,083,593	217,648,600	-	217,648,600
<b>Financial Assets</b>						
Investments	-	-	-	-	-	-
Trade Receivables	192,508,404	-	192,508,404	187,880,928	-	1,87,880,928
Cash and Cash Equivalents	10,130,936	-	10,130,936	7,351,591	-	7,351,591
Loans	-	-	-	-	-	-
Other Financial Assets	39,731,128	(39,731,128)	-	-	-	-
Other Current Assets	1,779,461	39,731,128	41,510,589	50,498,716	-	50,498,716
<b>Total Current Assets</b>	<b>465,233,523</b>	<b>-</b>	<b>465,233,523</b>	<b>463,379,835</b>	<b>-</b>	<b>463,379,835</b>
<b>TOTAL ASSETS</b>	<b>827,941,932</b>	<b>13,298,186</b>	<b>841,240,117</b>	<b>771,919,504</b>	<b>13,055,402</b>	<b>784,974,906</b>
<b>EQUITY &amp; LIABILITIES</b>						
<b>Equity</b>						
Equity Share Capital	91,296,000	-	91,296,000	91,296,000	-	91,296,000
Other Equity	147,292,589	(13,581,230)	133,711,359	147,611,014	615,026	148,226,040
<b>Total Equity</b>	<b>238,588,589</b>	<b>(13,581,230)</b>	<b>225,007,359</b>	<b>238,907,014</b>	<b>615,026</b>	<b>239,522,040</b>
<b>Liabilities</b>						
<b>Non Current Liabilities</b>						
<b>Financial Liabilities</b>						
Borrowings	139,704,160	-	139,704,160	102,297,672	-	102,297,672
Other Financial Liabilities	10,694,234	(1,825,201)	8,869,033	-	9,667,116	9,667,116
Provisions	3,367,552	-	3,367,552	2,630,832	-	2,630,832
Deferred Tax Liabilities (Net)	8,193,257	10,795,064	18,988,321	-	-	-
Other Non Current Liabilities	-	17,909,493	17,909,493	11,904,234	2,773,260	14,677,494
<b>Total Non Current Liabilities</b>	<b>161,959,203</b>	<b>26,879,356</b>	<b>188,838,560</b>	<b>116,832,738</b>	<b>12,440,376</b>	<b>129,273,115</b>
<b>Current Liabilities</b>						
<b>Financial Liabilities</b>						
Borrowings	238,069,019	-	238,069,019	231,829,332	-	231,829,332
Trade Payables	117,607,863	-	117,607,863	132,951,876	-	132,951,876
Other Financial Liabilities	-	27,878,961	27,878,961	-	27,197,533	27,197,533
Other Current Liabilities	48,663,914	(27,878,961)	20,784,953	30,183,482	(27,197,533)	2,985,949
Provisions	23,053,340	-	23,053,340	21,215,061	-	21,215,061
<b>Total Current Liabilities</b>	<b>427,394,137</b>	<b>-</b>	<b>427,394,136</b>	<b>416,179,751</b>	<b>-</b>	<b>416,179,751</b>
<b>Total Liabilities</b>	<b>589,353,340</b>	<b>26,879,356</b>	<b>616,232,696</b>	<b>533,012,490</b>	<b>12,440,376</b>	<b>545,452,865</b>
<b>TOTAL EQUITY AND LIABILITIES</b>	<b>827,941,932</b>	<b>13,298,186</b>	<b>841,240,117</b>	<b>771,919,504</b>	<b>13,055,401</b>	<b>784,974,906</b>

NATIONAL PLASTIC INDUSTRIES LIMITED

Note 35 RECONCILIATION OF RETAINED EARNINGS AS AT APRIL 1, 2016 AND AS AT MARCH 31, 2017

PARTICULARS		AS AT MARCH 31, 2017	AS AT APRIL 1, 2016
<b>Retained Earnings as per the erstwhile IND GAAP as at the above mentioned dates</b>		<b>23,548,822</b>	<b>23,867,246</b>
<u>Changes occurring on account of IND Convergence as at 01/04/2016</u>			
Add: Lease rent equalisation (error) AS-17	288,000		
Add: Rental Income IND AS 109 Kashmirira FY 15-16	157,819		
Add: Interest Income on Security Deposit - Hubtown IND 109	81,900		
Add: Effect of Patna Grant Restatement in line with IND AS 20	1,437,961		
Add: Deferred Tax Asset Effect on IND AS Convergence	365,980	2,331,659	2,331,659
Less: Unamortised Lease for Patna Land 15-16 - IND AS 20	49,869		
Less: Interest Expenses IND AS 109 - Kashmirira FY 15-16	130,167		
Less: Rental expenses on Security Deposit Hubtown IND AS 109	98,637	278,673	278,673
<u>Changes occurring on account of IND adoption FY 16-17</u>			
Add: Interest Income on SD of Hubtown IND AS 109	173,928		
Add: Interest Income on SD Bhiwandi IND AS 109	11,998		
Add: Prior Period expenses	49,869		
Add: Rent Equalisation as per IND AS 16	730,500		
Add: Rental Income on SD of Kashmirira - IND AS 109	473,456		
Add: Grant Income on Bihar Property IND AS 20	147,157		
Add: Grant Adjustment for Patna Reclassification IND AS 20	295,795	1,882,703	-
Less: Interest Expenses on SD Kashmirira IND AS 109	411,916		
Less: Changes in Gratuity Provisioning IND AS adoption IND AS 19	177,935		
Less: Lease Expenses Patna Subsidised Land IND AS 20	147,155		
Less: Deferred Tax Liability Effect on IND AS Adoption	11,462,972		
Less: Rental Expenses on SD Bhiwandi IND AS 109	12,765		
Less: Rental Expenses on SD Hubtown IND AS 109	197,273	12,410,016	-
<b>Retained Earnings as per the IND AS as at the above mentioned dates</b>		<b>15,074,496</b>	<b>25,920,233</b>

**Note 36 Effect of IND AS adoption on the Statement of Profit and Loss for the year ended March 31, 2017**

PARTICULARS	Year ended March 31, 2017		
	Previous GAAP	Effect of IND AS transition	As per IND AS
<b>INCOME</b>			
<b><u>Revenue from Operations</u></b>		-	
Sale of Products	1,094,732,819	(34,096,339)	1,060,636,480
Income from Services	27,044,263	730,500	27,774,763
Other Income	3,705,540	806,538	4,512,078
<b>Total Income</b>	<b>1,125,482,622</b>	<b>(32,559,302)</b>	<b>1,092,923,320</b>
<b>EXPENDITURE</b>			
Cost of Materials Consumed	600,215,203	-	600,215,203
Purchase of Stock in Trade	13,623,834	-	13,623,834
Changes in Inventories of Finished Goods, Work in Progress and Stock in Trade	(1,893,506.85)	-	(1,893,506.85)
Excise Duty and Service Tax recovered	144,879,522	-	144,879,522
Employee Benefit Expenses	49,774,311	177,934	49,952,246
Finance Costs	27,011,392	411,917	27,423,309
Depreciation / Amortisation and Depletion Expense	21,183,261	-	21,183,261
Other Expenses	241,212,556	(33,789,015)	207,423,542
<b>Total Expenses</b>	<b>1,096,006,574</b>	<b>(33,199,164)</b>	<b>1,062,807,410</b>
Profit before Tax	29,476,048	639,861	30,115,910
<b><u>Tax Expenses</u></b>			
Current Tax	-	-	
Deferred Tax	18,806,359	11,462,911	30,269,270
<b>Profit for the Year</b>	<b>10,669,689</b>	<b>(10,823,050)</b>	<b>(153,360)</b>

**NOTE 37 NOTES TO THE STANDALONE FINANCIAL STATEMENTS**

**A. CORPORATE INFORMATION**

National Plastic Industries Limited (“the Company”) is a listed entity incorporated in India.

The addresses of its registered office and principal place of business are disclosed in the introduction to the annual report.

**B. SIGNIFICANT ACCOUNTING POLICIES**

**B.1 BASIS OF PREPARATION AND PRESENTATION**

The financial statements have been prepared on the historical cost basis except for Defined Benefit Plan - Plan Assets which has been measured at fair value amount.

The financial statements of the Company have been prepared to comply with the Indian Accounting standards (‘Ind AS’), including the rules notified under the relevant provisions of the Companies Act, 2013.

Upto the year ended March 31, 2017, the Company has prepared its financial statements in accordance with the requirement of Generally Accepted Accounting Principles (GAAP) in India, which includes Standards notified under the Companies (Accounting Standards) Rules, 2006 and considered as “Previous GAAP”.

These financial statements are the Company’s first Ind AS standalone financial statements.

Company’s financial statements are presented in Indian Rupees (₹), which is also its functional currency.

**B.2 SUMMARY OF SIGNIFICANT ACCOUNTING POLICIES**

**(a) Property, plant and equipment**

Property, plant and equipment are stated at cost, net of recoverable taxes, trade discount and rebates less accumulated depreciation and impairment losses, if any. Such cost includes purchase price, borrowing cost and any cost directly attributable to bringing the assets to its working condition for its intended use, net charges on foreign exchange contracts and adjustments arising from exchange rate variations attributable to the assets.

Subsequent costs are included in the asset’s carrying amount or recognised as a separate asset, as appropriate, only when it is probable that future economic benefits associated with the item will flow to the entity and the cost can be measured reliably.

Expenses incurred relating to construction of factory extension at Silvasa , Patna and Nellore during the construction stage prior to its intended use are disclosed under Capital Work - in - Progress.

Depreciation on property, plant and equipment is provided using straight line method Depreciation is provided based on useful life of the assets as prescribed in Schedule II to the Companies Act, 2013

Sr No	Particular	Useful Life (in Years)
1	Land	30
2	Buildings	30
3	Plant & Machinery	15
4	Dies & Moulds	15
5	Furniture & Fixtures	10
6	Vehicles	8
7	Office Equipment	8
8	Electrical Installation	10
9	Others	5

The residual values, useful lives and methods of depreciation of property, plant and equipment are reviewed at each financial year end and adjusted prospectively, if appropriate.

Gains or losses arising from derecognition of a property, plant and equipment are measured as the difference between the net disposal proceeds and the carrying amount of the asset and are recognised in the Statement of Profit and Loss when the asset is derecognised.

**(b) Leases**

Company does not have any financial lease. All the leases of the Company falls under the category of operating leases.

Operating lease payments are recognised as an expense in the Statement of Profit and Loss on a straight-line basis over the lease term except where another systematic basis is more representative of time pattern in which economic benefits from the leased assets are consumed.

**(c) Inventory**

Items of Inventories are measured at lower of cost and net realisable value after providing for obsolescence, if any, except in case of by-products which are valued at net realisable value. Cost of inventories comprises of cost of purchase, cost of conversion and other costs including manufacturing overheads net of recoverable taxes incurred in bringing them to their respective present location and condition.

**(d) Impairment of non-financial assets - property, plant and equipment and intangible assets**

IND AS 36 on Impairment of Assets requires every company to test for the impairment of its PPE annually. Due to the nature of business and products of the Company, the moulding process of production, the assets do not have a very high risk of impairment. Further Management has view that Moulding machines do not get impaired on their own as they host the moulds through which the moulding of plastic and other products happen. Moulds have a useful life in terms capacity of no of items to be produced. However, the Company maintains the moulds very well as a result; the moulds outlive their useful life.

**(e) Provisions**

Provisions are recognised when the Company has a present obligation (legal or constructive) as a result of a past event, it is probable that an outflow of resources embodying economic benefits will be required to settle the obligation and a reliable estimate can be made of the amount of the obligation.

If the effect of the time value of money is material, provisions are discounted using a current pre-tax rate that reflects, when appropriate, the risks specific to the liability. When discounting is used, the increase in the provision due to the passage of time is recognised as a finance cost

**(f) Employee Benefits Expense**

**Short Term Employee Benefits**

The undiscounted amount of short term employee benefits expected to be paid in exchange for the services rendered by employees are recognised as an expense during the period when the employees render the services.

**Defined Benefit Plans**

The Company pays gratuity to the employees whoever has completed five years of service with the Company at the time of resignation/superannuation. The gratuity is paid @15 days salary for every completed year of service as per the Payment of Gratuity Act 1972.

The liability in respect of gratuity and other post-employment benefits is calculated using the Projected Unit Credit Method and spread over the period during which the benefit is expected to be derived from employees' services.

Re-measurement of defined benefit plans in respect of post-employment are charged to the Other Comprehensive Income.

**(g) Tax Expenses**

The tax expense for the period comprises current and deferred tax. Tax is recognised in Statement of Profit and Loss, except to the extent that it relates to items recognised in the comprehensive income or in equity. In which case, the tax is also recognised in other comprehensive income or equity.

**Current Tax**

Current tax assets and liabilities are measured at the amount expected to be recovered from or paid to the taxation authorities, based on tax rates and laws that are enacted or substantively enacted at the reporting period.

**Deferred Tax**

Deferred tax is recognised on temporary differences between the carrying amounts of assets and liabilities in the financial statements and the corresponding tax bases used in the computation of taxable profit.

Deferred tax liabilities and assets are measured at the tax rates that are expected to apply in the period in which the liability is settled or the asset realised, based on tax rates (and tax laws) that have been enacted or substantively enacted by the end of the reporting period. The carrying amount of Deferred tax liabilities and assets are reviewed at the end of each reporting period.

**(h) Foreign currencies transactions and translation**

Transactions in foreign currencies are recorded at the exchange rate prevailing on the date of transaction. Monetary assets and liabilities denominated in foreign currencies are translated at the functional currency closing rates of exchange at the reporting date.

Exchange differences arising on settlement or translation of monetary items are recognised in Statement of Profit and Loss.

**(i) Revenue recognition**

Revenue from sale of goods is recognised when the significant risks and rewards of ownership have been transferred to the buyer, recovery of the consideration is probable, the associated cost can be estimated reliably, there is no continuing effective control or managerial involvement with the goods, and the amount of revenue can be measured reliably.

Revenue from rendering of services is recognised when the performance of agreed contractual task has been completed.

Revenue from sale of goods is measured at the fair value of the consideration received or receivable, taking into account contractually defined terms of payment and excluding taxes or duties collected on behalf of the government.

Revenue from operations includes sale of goods, services, service tax, excise duty, goods and service tax (GST) and adjusted for discounts (net), and gain/loss on corresponding hedge contracts.

#### **Interest income**

Interest income from a financial asset is recognised using effective interest rate method.

#### **(j) Government Grants**

Grants received towards depreciable assets has been recognised as income over the period of useful life of the assets through which it is depreciated.

Grants received towards non depreciable assets has been recognised as income over the period in which expenses have been incurred to realise income from those assets.

#### **(k) Financial instruments**

##### **i) Financial Assets**

##### **A. Initial recognition and measurement**

All financial assets and liabilities are initially recognized at fair value. Transaction costs that are directly attributable to the acquisition or issue of financial assets and financial liabilities, which are not at fair value through profit or loss, are adjusted to the fair value on initial recognition. Purchase and sale of financial assets are recognised using trade date accounting.

##### **B. Subsequent measurement**

##### **a) Financial assets carried at amortised cost (AC)**

A financial asset is measured at amortised cost if it is held within a business model whose objective is to hold the asset in order to collect contractual cash flows and the contractual terms of the financial asset give rise on specified dates to cash flows that are solely payments of principal and interest on the principal amount outstanding.

##### **Impairment of financial assets**

In accordance with Ind AS 109, the Company uses 'Expected Credit Loss' (ECL) model, for evaluating impairment of financial assets other than those measured at fair value through profit and loss (FVTPL).

Expected credit losses are measured through a loss allowance at an amount equal to:

\* The 12-months expected credit losses (expected credit losses that result from those default events on the financial instrument that are possible within 12 months after the reporting date); or

\* Full lifetime expected credit losses (expected credit losses that result from all possible default events over the life of the financial instrument)

For trade receivables Company applies 'simplified approach' which requires expected lifetime losses to be recognised from initial recognition of the receivables.



The Company has its own adopted policy to determine impairment loss on the portfolio of trade receivables. At every reporting date this policy is reviewed and changes in the forward looking estimates are analysed.

**ii) Financial liabilities**

**A. Initial recognition and measurement**

All financial liabilities are recognized at fair value and in case of loans, net of directly attributable cost. Fees of recurring nature are directly recognised in the Statement of Profit and Loss as finance cost.

**B. Subsequent measurement**

Financial liabilities are carried at amortized cost using the effective interest method. For trade and other payables maturing within one year from the balance sheet date, the carrying amounts approximate fair value due to the short maturity of these instruments.

**iii) Derecognition of financial instruments**

The Company derecognizes a financial asset when the contractual rights to the cash flows from the financial asset expire or it transfers the financial asset and the transfer qualifies for derecognition under Ind AS 109. A financial liability (or a part of a financial liability) is derecognized from the Company's Balance Sheet when the obligation specified in the contract is discharged or cancelled or expires.

**CRITICAL ACCOUNTING JUDGMENTS AND KEY SOURCES OF ESTIMATION UNCERTAINTY**

The preparation of the Company's financial statements requires management to make judgement, estimates and assumptions that affect the reported amount of revenue, expenses, assets and liabilities and the accompanying disclosures. Uncertainty about these assumptions and estimates could result in outcomes that require a material adjustment to the carrying amount of assets or liabilities

**a) Depreciation / amortisation and useful lives of property plant and equipment / intangible assets**

Property, plant and equipment / intangible assets are depreciated / amortised over their estimated useful lives, after taking into account estimated residual value. Management reviews the estimated useful lives and residual values of the assets annually in order to determine the amount of depreciation / amortisation to be recorded during any reporting period. The useful lives and residual values are based on the Company's historical experience with similar assets and take into account anticipated technological changes. The depreciation / amortisation for future periods is revised if there are significant changes from previous estimates.

**b) Recoverability of trade receivable**

Judgements are required in assessing the recoverability of overdue trade receivables and determining whether a provision against those receivables is required. Factors considered include the credit rating of the counterparty, the amount and timing of anticipated future payments and any possible actions that can be taken to mitigate the risk of non-payment.

**c) Provisions**

Provisions and liabilities are recognized in the period when it becomes probable that there will be a future outflow of funds resulting from past operations or events and the amount of cash outflow can be reliably estimated. The timing of recognition and quantification of the liability requires the application of judgement to existing facts and circumstances, which can be subject to change. The carrying amounts of provisions and liabilities are reviewed regularly and revised to take account of changing facts and circumstances.

**d) Impairment of non-financial assets**

Due to the nature of business and products of the Company, the moulding process of production, the assets do not have a very high risk of impairment. Further Management has view that Moulds do not get impaired on their own as they host the moulds through which the moulding of plastic and other products happen. Moulds have a useful life in terms capacity of no of items to be produced. However, the Company maintains the moulds very well as a result; the moulds outlive their useful life.

**D AUDITOR REMUNERATION**

(Figures in ₹)

Sr. No.	PARTICULARS	As at March 31, 2018	As at March 31, 2017
	<b>AUDITOR REMUNERATION</b>		
i)	For Statutory Audit	475,000	300,000
ii)	For Tax Audit	110,000	110,000

**E EXPENDITURE IN FOREIGN CURRENCY #**

(Figures in ₹)

Sr. No.	PARTICULARS	As at March 31, 2018	As at March 31, 2017
i)	Foregin Travelling Expenses	669,008	654,713
ii)	Bank Charges	233,000	399,340

**F EARINGS IN FOREIGN EXCHANGE @@**

(Figures in ₹)

Sr. No.	PARTICULARS	As at March 31, 2018	As at March 31, 2017
i)	Export of goods calculated on FOB Basis	165,184,511	156,248,478

**G FIRST TIME ADOPTION OF IND AS**

The Company has adopted Ind AS with effect from April 1, 2017 with comparatives being restated. Accordingly the impact of transition has been provided in the Opening Reserves as at April 1, 2016. The figures for the previous period have been restated, regrouped and reclassified wherever required to comply with the requirement of Ind AS and Schedule III.

**i) Fair value as deemed cost exemption**

The Company has elected to measure items of property, plant and equipment and intangible assets at its fair value at the transition date.

**Note No 38 : FINANCIAL INSTRUMENTS - FAIR VALUES AND RISK MANAGEMENT**

**A. Accounting Classifications and Fair Values**

Carrying amounts and fair values of financial assets and financial liabilities, including their levels in the fair value hierarchy, are presented below. It does not include the fair value information for financial assets and financial liabilities not measured at fair value if the carrying amount is a reasonable approximation of fair value.

March 31, 2018	Carrying Amount			Fair Value				
	FVTPL	FVTOCI	Amortised	Total	Level 1	Level 2	Level 3	Total
<b><u>Financial Assets</u></b>								
<b><u>Non Current</u></b>								
Investments	61,000.00	-	-	61,000	-	-	-	-
Security Deposits	-	-	2,627,374	2,627,374	-	2,627,374	-	2,627,374
<b><u>Current</u></b>								
Trade Receivables	-	-	209,071,046	209,071,046	-	-	-	-
Cash & Cash Equivalence	-	-	787,216	787,216	-	-	-	-
Other Bank Balances	-	-	6,171,067	6,171,067	-	-	-	-
	<b>61,000.00</b>	<b>-</b>	<b>218,656,703</b>	<b>218,717,703</b>	<b>-</b>	<b>2,627,374</b>	<b>-</b>	<b>2,627,374</b>
<b><u>Financial Liabilities</u></b>								
<b><u>Non Current</u></b>								
Borrowings*	-	-	129,138,585	129,138,585	-	-	-	-
Security Deposits	-	-	7,002,147	7,002,147	-	7,002,147	-	7,002,147
Trade Deposits**	-	-	12,721,381	12,721,381	-	12,721,381	-	12,721,381
Current								
Borrowings	-	-	269,803,945	269,803,945	-	-	-	-
Trade Payables	-	-	106,093,756	106,093,756	-	-	-	-
Other Current Financial Liabilities	-	-	25,504,783	25,504,783	-	-	-	-
	<b>-</b>	<b>-</b>	<b>550,264,597</b>	<b>550,264,597</b>	<b>-</b>	<b>19,723,528</b>	<b>-</b>	<b>19,723,528</b>

March 31, 2017	Carrying Amount			Fair Value				
	FVTPL	FVTOCI	Amortised	Total	Level 1	Level 2	Level 3	Total
<b><u>Financial Assets</u></b>								
<b><u>Non Current</u></b>								
Investments	61,000.00	-	-	61,000	-	-	-	-
Security Deposits	-	-	2,426,016	2,426,016	-	2,426,016	-	2,426,016
<b><u>Current</u></b>								
Trade Receivables	-	-	192,508,404	192,508,404	-	-	-	-
Cash & Cash Equivalence	-	-	986,214	986,214	-	-	-	-
Other Bank Balances	-	-	9,144,722	9,144,722	-	-	-	-
	<b>61,000.00</b>	-	<b>205,065,356</b>	<b>205,126,356</b>	-	<b>2,426,016</b>	-	<b>2,426,016</b>
<b><u>Financial Liabilities</u></b>								
<b><u>Non Current</u></b>								
Borrowings*	-	-	139,704,160	139,704,160	-	-	-	-
Security Deposits	-	-	5,374,799	5,374,799	-	5,374,799	-	5,374,799
Trade Deposits**	-	-	3,494,234	3,494,234	-	3,494,234	-	3,494,234
<b><u>Current</u></b>								
Borrowings	-	-	238,069,019	238,069,019	-	-	-	-
Trade Payables	-	-	117,607,863	117,607,863	-	-	-	-
<b><u>Other Current Financial Liabilities</u></b>	-	-	<b>27,878,961</b>	<b>27,878,961</b>	-	-	-	-

\* In case of long term borrowings the carrying value in the books have considered to be the fair value as the measurement carried out by applying the Effective Interest Rate method resulted in a very marginal difference

\* Trade Deposits are the deposits collected from customers and would be held in by the Company till the time the customer is associated as a measure of security towards possible non payment (if any). Since the tenure of holding cannot be ascertained the carrying value in the books have been considered to be the fair value.

\* FVTPL- Fair Value through Profit/Loss account.

\* FVTOCI- Fair Value through Other Comprehensive Income.

## B. Measurement at Fair Values

Valuation techniques and significant unobservable inputs

The following tables show the valuation techniques used in measuring Level 2 and Level 3 fair values, as well as the significant unobservable inputs used.

Financial instruments measured at fair value

Type	Valuation Technique
Security Deposits	The valuation model considers present value of expected payments discounted using an appropriate discounting rate
Investment Property	Ready Recokner rates as notified by the Government of Maharashtra

The fair value of the investment property situated at Kashimira approximates to ₹ 12 cr. as on March 31,2018

## C. Financial risk management

The Company has exposure to the following risks arising from financial instruments

- (1) Credit Risk
- (2) Liquidity Risk
- (3) Market Risk

### (1) Credit Risk

Credit risk is the risk of financial loss to the Company if a customer or counterparty to a financial instrument fails to meet its contractual obligations, and arises principally from the Company's receivables from customers and loans and advances.

The carrying amount of following financial assets represents the maximum credit exposure:

#### Trade receivables and loans and advances.

The Company's exposure to credit risk is influenced mainly by the individual characteristics of each customer in which it operates. Credit risk is managed through credit approvals, establishing credit limits and continuously monitoring the creditworthiness of customers to which the Company grants credit terms in the normal course of business.

The Company has established a credit policy under which each new customer is analysed individually for creditworthiness before the Company's standard payment and delivery terms and conditions are offered. Further for domestic sales, the company segments the customers into Distributors and Others for credit monitoring.

The Company maintains security deposits for sales made to its distributors. For other trade receivables, the company individually monitors the sanctioned credit limits as against the outstanding balances.

Accordingly, the Company makes specific provisions against such trade receivables wherever required and monitors the same at periodic intervals.

As at 31<sup>st</sup> March, 2018, the ageing of Trade Receivables was as follows;

PARTICULARS	Carrying Amount	
	March 31, 2018	March 31, 2017
Neither Past Due nor Impaired		
Due 0- 210 days	194,799,702	190,863,334
Due 210 - 365 days	14,271,344	1,645,070
<b>Total</b>	<b>209,071,046</b>	<b>192,508,404</b>

Management believes that none of its debtors are subject to impairment

#### Cash and cash equivalents and other Bank balances

The Company held cash and cash equivalents and other bank balances of ₹ 69.58 lakhs as on March 31, 2018 (Previous year ₹ 101.31 lakhs). The cash and cash equivalents are held with bank counterparties with good credit ratings.

#### (2) Liquidity risk

Liquidity risk is the risk that the Company will encounter difficulty in meeting the obligations associated with its financial liabilities that are settled by delivering cash or another financial asset. The Company's approach to managing liquidity is to ensure, as far as possible, that it will have sufficient liquidity to meet its liabilities when they are due, under both normal and stressed conditions, without incurring unacceptable losses or risking damage to the Company's reputation

As of March 31, 2018 and March 31, 2017 the Company had unutilized credit limits from banks of ₹ 27 Lakhs and ₹ 144 Lakhs respectively.

#### Maturity profile of financial liabilities

The following are the remaining contractual maturities of financial liabilities at the reporting date. The amounts are gross and undiscounted, and include estimated interest payments and exclude the impact of netting agreements.

March 31, 2018	Carrying Amount	Contractual Cash Flows				
		Total	Less than 6 months	6-12 months	1-2 years	More than 5 years
Working Capital Borrowings	269,803,945	269,803,945		269,803,945		
Trade Payables	106,093,756	106,093,756	-	106,093,665	-	-
Other Financial Liabilities	25,504,783	25,504,783	25,504,783			

March 31, 2017	Carrying Amount	Contractual Cash Flows				
		Total	Less than 6 months	6-12 months	1-2 years	More than 5 years
Working Capital Borrowings	238,069,019	238,069,019		238,069,019		
Trade Payables	117,607,863	117,607,863	-	117,607,863	-	-
Other Financial Liabilities	27,878,961	27,878,961	27,878,961			

The gross inflows/(outflows) disclosed in the above table represent the contractual undiscounted cash flows relating to the financial liabilities which are not usually closed out before contractual maturity.

**(3) Market risk**

Market risk is the risk that changes in market prices – such as foreign exchange rates, interest rates and equity prices – will affect the Company’s income or the value of its holdings of financial instruments. Market risk is attributable to all market risk sensitive financial instruments including foreign currency receivables and payables and long term debt. We are exposed to market risk primarily related to foreign exchange rate risk, interest rate risk and the market value of our investments. Thus, our exposure to market risk is a function of investing and borrowing activities and revenue generating and operating activities in foreign currency. The objective of market risk management is to avoid excessive exposure in our foreign currency revenues and costs.

**Currency risk**

The Company is exposed to currency risk on account of its borrowings and other payables in foreign currency. The functional currency of the Company is Indian Rupee.

Exposure to currency risk (Exposure in different currencies converted to functional currency i.e. INR)

The currency profile of financial assets and financial liabilities as at March 31, 2018 and March 31, 2017 are as below:

<b>March 31, 2018</b>	<b>USD</b>
Financial Assets	
Trade & Other Receivables	673,373.06
<b>Total</b>	<b>673,373.06</b>
Financial Liabilities	
Trade & Other Payables	
Total	-
<b>Net Exposure</b>	<b>673,373.06</b>

<b>March 31, 2017</b>	<b>USD</b>
Financial Assets	
Trade & Other Receivables	527,692.68
<b>Total</b>	<b>527,692.68</b>
Financial Liabilities	
Trade & Other Payables	28,981.79
Total	28,981.79
<b>Net Exposure</b>	<b>498,710.89</b>

The following exchange rates have been applied during the year

<b>INR</b>	<b>Year End Spot Rate</b>	
	<b>March 31, 2018</b>	<b>March 31, 2017</b>
USD 1	65.17	64.85

### Sensitivity analysis

A reasonably possible strengthening (weakening) of the foreign Currency against the Indian Rupee at March 31 would have affected the measurement of financial instruments denominated in foreign currencies and affected equity and profit or loss by the amounts shown below. This analysis assumes that all other variables, in particular interest rates, remain constant and ignores any impact of forecast sales and purchases.

INR	March 31, 2018		March 31, 2017	
	Effect in Profit & Loss		Effect in Profit & Loss	
	Strengthening	Weakening	Strengthening	Weakening
USD 3% movement	1,316,511.67	-1,316,511.67	970,242	-970,242

### Interest rate risk

Interest rate risk can be either fair value interest rate risk or cash flow interest rate risk. Fair value interest rate risk is the risk of changes in fair values of fixed interest bearing investments because of fluctuations in the interest rates. Cash flow interest rate risk is the risk that the future cash flows of floating interest bearing investments will fluctuate because of fluctuations in the interest rates.

### Exposure to interest rate risk

Company's interest rate risk arises from borrowings. The interest rate profile of the Company's interestbearing financial instruments as reported to the management of the Company is as follows.

	March 31, 2018	March 31, 2017
Variable rate Borrowings	145,349,102	210,763,067

### Cash flow sensitivity analysis for variable-rate instruments

A reasonably possible change of 25% in interest rates (MCLR) at the reporting date would have increased (decreased) profit or loss by the amounts shown below. This analysis assumes that all other variables, in particular foreign currency exchange rates, remain constant.

Particulars	Profit / (Loss)	
	25% Increase	25% Decrease
March 31, 2018		
Variable Rate Instruments	(3,139,541)	3,139,541
<b>Cash Flow Sensitivity (Net)</b>	<b>(3,139,541)</b>	<b>3,139,541</b>
March 31, 2017		
Variable Rate Instruments	(5,058,314)	5,058,314
<b>Cash Flow Sensitivity (Net)</b>	<b>(5,058,314)</b>	<b>5,058,314</b>

The risk estimates provided assume a parallel shift of 25% interest rate across all yield curves. This calculation also assumes that the change occurs at the balance sheet date and has been calculated based on risk exposures outstanding as at that date. The period end balances are not necessarily representative of the average debt outstanding during the period.



**Capital Management**

For the purpose of the Company's capital management, capital includes issued capital and other equity reserves. The primary objective of the Company's Capital Management is to maximise shareholders value. The Company manages its capital structure and makes adjustments in the light of changes in economic environment and the requirements of the financial covenants.

The Company monitors capital using debt to equity ratio.

	<b>As at March 31, 2018</b>	<b>As at March 31, 2017</b>
Non Current Borrowings	129,138,585	139,704,160
Current Borrowings	269,803,945	238,069,019
<b>Gross Debt</b>	<b>398,942,530</b>	<b>377,773,179</b>
<b>Total Equity</b>	<b>258,082,685</b>	<b>225,007,359</b>
Adjusted Net Debt to Equity Ratio	1.55	1.68

**For R.S.Prabhu & Associates**

**Chartered Accountants**

Firm Regn. No 127010W

**CA.Anitha Viswanathan**

Partner

ICAI Mem No.113512

**For and on behalf of the Board of Directors**

**Paresh V. Parekh**

Managing Director

**Ketan V. Parekh**

Director

**Umesh Shenoy**


Chief Financial Officer

**Malvika Sharma**

Company Secretary

**Place : Mumbai**

**Date : May 29, 2018**





**NATIONAL PLASTIC INDUSTRIES LIMITED**

CIN: L25200MH1987PLC044707

**Registered Office:** Office No. 213,214 & 215, 2<sup>nd</sup> Floor, Hubtown Solaris,  
N. S. Phadke Marg, Andheri (East),  
Mumbai - 400069

**Email:** info@nationalplastic.com, **Website:** www.nationalplastic.com

**Phone No.:** 022 - 67669999 **Fax:** 022 - 67669998

**ATTENDANCE SLIP**

(31<sup>th</sup> Annual General Meeting)


DP ID No. & Client ID No. / Folio No.	
Name and Address of the Shareholder in Block Letters	
Name of the Joint Holder(s), if any (in Block Letters)	
No. of Shares held	
Name of Proxy, if any (in Block Letters)	

I certify that I am a member/proxy of the Company.

I/We hereby record my/our presence at the Thirty First Annual General Meeting of the Members of National Plastic Industries Limited held on Wednesday, September 19, 2018 at 4.00 P.M. at Hotel Suba Galaxy, N. S. Phadke Road, Off Western Express Highway, Andheri (East), Mumbai - 400 069 and/or any adjournment thereof.

\_\_\_\_\_  
Member's/ Proxy's Signature

**Note:** Please fill this attendance slip and hand it over at the entrance of the Hall.





**FORM NO.: MGT-11  
PROXY FORM**

[Pursuant to Section 105(6) of the Companies Act, 2013 and rule 19(3) of the Companies (Management and Administration) Rules, 2014]

<b>CIN</b>	L25200MH1987PLC044707
<b>Name of the Company</b>	National Plastic Industries Limited
<b>Registered Office</b>	Office No. 213,214 & 215, 2 <sup>nd</sup> Floor, Hubtown Solaris, N. S. Phadke Marg, Andheri (East), Mumbai - 400069

<b>Name of the Member(s)</b>	
<b>Registered Address</b>	
<b>Email ID</b>	
<b>Folio No. / Client ID</b>	
<b>DP ID</b>	
I/We ,being the member(s) of above named company holding _____ equity shares , hereby appoints	
<b>Name</b>	
<b>Address</b>	
<b>Email Id</b>	<b>Signature -</b>
<b>OR FAILING HIM:</b>	
<b>Name</b>	
<b>Address</b>	
<b>Email Id</b>	<b>Signature -</b>
<b>OR FAILING HIM:</b>	
<b>Name</b>	
<b>Address</b>	
<b>Email Id</b>	<b>Signature -</b>

₹1/-  
Revenue  
Stamp

As my/our proxy to attend and vote (on a poll) for me/us and on my/our behalf at the 31<sup>st</sup> Annual General Meeting of the Company, to be held on Wednesday, September 19, 2018 at 4.00 P.M. at Hotel Suba Galaxy, N. S. Phadke Road, Off. Western Express Highway, Andheri (East), Mumbai - 400 069 and at any adjournment thereof in respect of such resolutions as are indicated herein:

ITEM NO.	RESOLUTION	FOR	AGAINST
<b>ORDINARY RESOLUTION</b>			
1.	To receive, consider and adopt the audited financial statements of the Company for the year ended March 31, 2018 the reports of the Board of Directors and Auditors thereon.		
2.	To declare dividend on Equity Shares for the Financial Year 2017-2018.		
3.	Re-appointment of Ms. Neeta K. Parekh who retires by rotation		
<b>SPECIAL RESOLUTION</b>			
4.	Re-appointment of Mr. Paresh V. Parekh as Managing Director		
5.	Re-appointment of Mr. Ketan V. Parekh as Joint Managing Director		
6.	Remuneration of Cost Auditor		
7.	Appointment of Mr. Rajeev Rajan S. Kapur as Independent Director		

Signed this \_\_\_\_\_ day of \_\_\_\_\_ 2018

**Signature of Shareholder-**

**Signature of Proxy-**

Note:


- a) This proxy form in order to be effective should be duly completed and deposited at the Registered office of the Company, not less than 48 hours before commencement of the meeting.
- b) The proxy form should be signed across the revenue stamp as per specimen signature(s) registered with Company/ depository participant.
- c) A proxy need not to be a member.
- d) A person can act as a proxy on behalf of members not exceeding 50(Fifty) and holding in aggregate not more than 10 per cent of the total share capital of the company carrying voting rights.
- e) A member holding more than 10 per cent of total share capital of the Company carrying voting rights may appoint a single person as proxy and such person shall not act as a proxy for any other person or shareholder.

**E-MAIL ID REGISTRATION FORM**

All the members of the company who have not registered their email id so far with the company/RTA and those members who have registered their email id but wish to update their email ids, are requested to fill the below details to register and update their email ids.

**Email ID –**

**Signature of Member -**



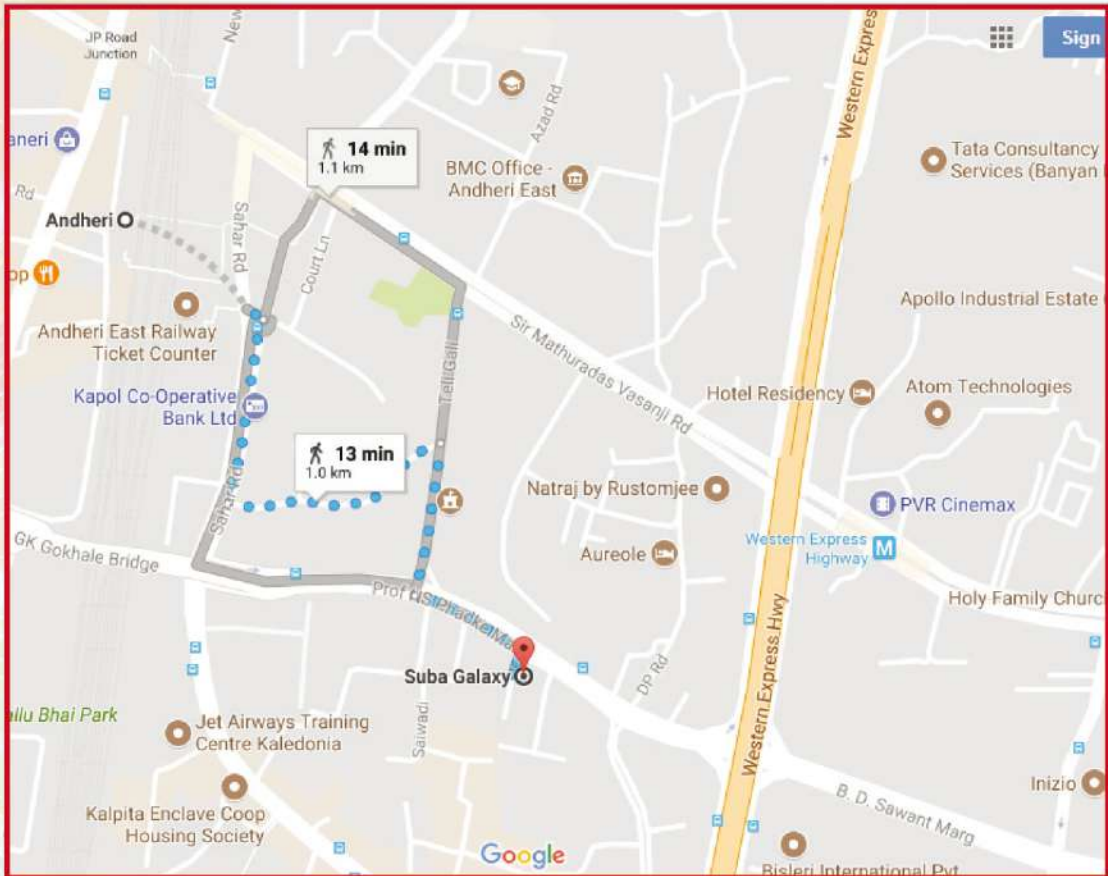






# Route Map to the Venue of the AGM

**Hotel Suba Galaxy,  
N. S. Phadke Road, Off Western Express Highway,  
Andheri (East), Mumbai - 400 069**





If Undelivered, please return to :

**National Plastic Industries Limited**

Office No. 213-215, 2<sup>nd</sup> Floor,  
Hubtown Solaris, N. S. Phadke Marg,  
Andheri (East), Mumbai- 400069.



NATIONAL PLASTIC INDUSTRIES LIMITED